



**DELAWARE
VALLEY
SCHOOL
DISTRICT
ANNUAL
REPORT
2013-2014**



Delaware Valley School District

2013-2014 Annual Report

Table of Contents

Introduction	1
District at a Glance	2
District Academic Highlights	4
Individual Schools Report	7
Delaware Valley High School	7
Delaware Valley Middle School	15
Dingman-Delaware Middle School	18
Dingman-Delaware Primary School	24
Dingman-Delaware Elementary School	30
Delaware Valley Elementary School	35
Shohola Elementary School	39
Academic Departments	44
Art	44
Business	47
Career and Technical Education	52
English	54
Family and Consumer Sciences	64
Guidance	66
Health and Physical Education K-12	70
Library	85
Mathematics	90
Music	97
Reading	100
Science	112
Social Studies	116
Technology Education	120
World Languages	122
Academic Support	126
Special Education	126
Comprehensive Plan	131
Extended Day Program	132
Summer School	133
Athletics	134
Support Departments	143
Business	143
Food Service	145
Health Offices	146
Aquatics	149
Facilities	152
Transportation	153
School Police	156
Technology	158
DV-ACE	163
DV Foundation	164
Staffing	165

Delaware Valley School District

September 1, 2014

Dear Delaware Valley Community:

On behalf of all the DV students and staff, we are pleased to present the 2014 version of the **Delaware Valley Annual Report**. The 2013-14 school year was another banner year at DV! The Center for American Progress recently announced that we were one of only 41 of the 501 districts in Pennsylvania recognized as the “*Best Return on Taxpayers’ Investment*”. In addition, our high school made all three national rankings once again- US News and World Report, Washington Post and Newsweek/Daily Beast.

The two major goals of this report are to provide:

- highlights of the 2013-14 school year
- a wealth of data about our schools and programs

It is our hope that our “scorecards” of data will provide useful information to all involved in our district. We plan on using this data to compare our performance from year to year. As part of our continuous improvement process, this data will also be used as we write our next strategic plan that will go from 2015 to 2020 and be known as “DV 2020”.

Please take pride in knowing that we continue to be recognized on the local, state and national level for our district’s accomplishments. Nevertheless, we will continue our quest to get better at everything we do.

Let me close by saying We salute everyone involved in making this year a huge success. Go Warriors!

Sincerely,

John J. Bell

Superintendent



District at a Glance

“PROUD PAST, BRIGHT FUTURE!”

- Almost 5,000 students in 7 schools on 3 campuses.

School Year	Enrollment
1984-85	1,500
2000-01	4,800
2006-07	5,700
2011-12	5,000
2012-13	4,900
2013-14	4,800

- 639 employees down from more than 680 in 2009-10
- No tax increases in 6 of last 8 years
- Four-year graduation rate of 94%
- Post-secondary education rate was 79% plus another 7% chose the armed services
- DV students' average SAT scores in critical reading, math and writing exceeded the state and national average.
- Class of 2014 accepted \$1.6 million in scholarship money
- Students took 893 AP exams in 24 courses up from 461 in 2009
- 133 AP Scholars up from 52 in 2009 and only 15 in 2003



Congratulations



Class of 2014



District Wide Academic Highlights

Highlights:

- Our School district was honored this year by being named “One of America’s Best Communities for Music Education” in the country. Many schools districts have opted to cut or eliminate music and art programs in order to balance their budgets. Here at Delaware Valley we strive to improve our fine arts program. Pennsylvania had 40 of the 501 School District’s recognized and Delaware Valley is certainly proud to be among these top music schools.
- Last year we began integrating our elementary field trips back into our curricular offerings. Our fifth graders returned to the State Capital and State Museum for their trips this spring. Our fourth graders went to PEEC for the “Over the river and through the woods” program. The third graders attended a program at Grey Towers. Transportation for these was funded in part with EITC funds.
- The American Readers Theatre this year utilized a Ray Bradbury short story “The Electric Grandmother” as the focus of the project in May and June. This year fifth grade students read the story, conducted biographical research on Ray Bradbury and learned about the science fiction era during the mid-twentieth century. Film analysis, dramatic reading, and student presentations rounded out this year’s project under ART director Mr. Jeffrey Stocker.
- With the completion of the new Pike County Public Library, our school librarians have coordinated a library card sign up for all students. This project was ongoing throughout the school year.
- Expanded co-curricular activities on the elementary level allowed us to offer additional academic, cultural, and athletic opportunities for our students. We hope to continue to expand our offerings. Students connected with our school community before and afterschool certainly fosters a sense of pride and belonging. Many of our offerings are geared toward the older elementary students. A goal for next year will be to expand these clubs to engage the younger students.
- Enhancing our science program was a major curricular and instructional focus this year. Each grade level received 3 FOSS science kits. Teachers were provided with professional development and also utilized additional planning time to review the kits, plan with colleagues, and design lessons. Teachers then collaborated and some co-taught or became a kit expert so the presentation and

instruction to students was dynamic. The students really seemed to enjoy this hands on approach to science and integrating the FOSS kits into our curriculum materials was a highlight for the year.

- The Delaware Valley Cyber Academy was initiated. An average enrollment of 46 students was maintained throughout the school year. The purpose of the DVCA is to provide an academically rigorous option for cyber school in an effort to keep students interested in attending a cyber-school from leaving the Delaware Valley School District.
- Sixty-two staff members were trained on the *7 Habits of Highly Effective People* bringing the two-year total of 197 people trained.
- Throughout the year, and during Summer Academy, a total of 105 Professional Development offerings were provided for the staff. The topics include Special Education, Curriculum, Integration of PA Core Standards, Instructional Strategies, Data Collection, Analyzing Assessment Data, Technology Use and Integration, Safety, Behavior Management, CPR/AED, Bullying Prevention, Grey Towers Resources, Public Library Utilization of Online Databases, PSSA and Keystone Exam Preparation.
- A total of 79 curricular were revised across the K-12 disciplines.
- Kinder Morgan provided grants for technology throughout the district totaling \$7,500.
- A new seventh grade course was implemented in both middle schools entitled: Computer Literacy/Career and Leadership. This course was designed for middle school students to receive a background in technology with a concentration in keyboarding and the Microsoft Office Suite. Students explore career options, prepare for the world of work, create a career portfolio and strengthen their study skills. Students learn how to improve their study skills, and build a strong foundation for future experiences through the application of the “7 Habits of Highly Effective Teens”.
- Curriculum writing workshops were held for elementary teachers to assist with the revision of curricula for grades three through five in math and reading, and kindergarten through fifth grade in science. Over the five days, 53 teachers participated district wide. Members of the Intermediate Unit 20 Curriculum Department co-facilitated the workshops with the Delaware Valley Director of Curriculum and Technology.

- A team from the Middle States Commission on Elementary and Secondary Schools will visit Delaware Valley next November 18th through the 21st. In preparation for the visit, the Middle States Steering Committee has met regularly to implement and analyze the components of the required self-study. Staff members, parents and students have completed surveys evaluating the district's adherence to the twelve Middle States Standards. In addition to the surveys, students in business classes have created posters and flyers to promote awareness of the goals and objectives of the DVSD Comprehensive Plan, which has been accepted by Middle States as a major component of re-accreditation. Finally, each school in the district has adopted "Mission Mondays," during which morning announcements begin with a reading of the district's mission statement.
- The Career Tech Program was audited by Perkins auditors from the Pennsylvania Department of Education and the District was found to be in compliance in all areas. There were no findings. The district was cited for having an outstanding Reading/Language Arts push in program that focused on improving students technical reading skills and for the implementation of Guides for Learning which integrates academics and technical subjects.
- Several teachers from the High School and Career Tech took part in a High Schools That Work (HSTW) curriculum integration project. An English, math and science teacher worked with the automotive teacher to develop lessons and units that integrate the four curricula. The teachers were chosen to present their project at the National High Schools That Work Convention in Nashville. High School that Work also recognized 10 district students for their outstanding achievement on the High Schools that Work National Assessment in Reading, Math and Science. Fifty-five students were chosen at random to take the national assessment.

Submitted by:

Dr. Peg Schaffer, Director of Elementary Education

Dr. James Purcell, Director of Secondary Education

Dr. Gina Vives, Director of Curriculum and Technology

DELAWARE VALLEY HIGH SCHOOL

Ronald Collins, Principal

Brian Blaum, Principal

- The College Board announced that based on AP scores, DVHS had 133 AP Scholars, including 32 AP Scholars with Distinction and 7 National AP Scholars.
- **Newsweek** magazine named DVHS as one of “America’s Best High Schools.”
- **US News and World Report** named DVHS as “One of America’s Best High Schools” winning a silver award.
- The **Washington Post** recognized DVHS as one of “America’s Most Challenging High Schools.” The *Washington Post* named DVHS to their Best High School’s in America list with a ranking of #13 out of over 700 HS in PA.
- **The 13th annual United Way Day of Caring** was held on Saturday, September 14, 2013. There were 298 students that divided up work at PEEC, Camp Spears, PCDC, CDD, Ann Street School, Safe Haven, GAIT, Pike County Humane Society, and the American Red Cross.



- On September 28 Delaware Valley celebrated our annual **Warrior Fest**. DVHS crowned Britta Beck as our Homecoming Queen and Lucas Tufano as the King of Legs. The King of Legs fundraiser raised \$655 for the Center for Developmental Disabilities. The homecoming dance was a huge success with over 700 students in attendance.



- During the last weeks in September, the Delaware Valley High School sponsored a **Warriors Helping Warriors** supply drive. Joe Casmus, former DVHS Principal, sent over 10 large boxes filled with requested supplies to Afghanistan where the soldiers were lacking these necessities.
- On October 8 and 15, Delaware Valley students in the Combo program and Building and Trades CTE courses worked with volunteers from **Habitat for Humanity** to assist in building a three bedroom ranch home for a family in need.
- Our annual **Veterans dinner** was held on November 14. More than 175 veterans and their guests were treated to a fine dinner. Entertainment was provided by our outstanding students in the music department and members of Juniors Historians.
- This year's **Jingle Ball** dance raised almost \$900 plus a sleigh full of presents for children in our district that are in need during the holiday season. In addition, Student Council used the money collected to purchase additional toys from the children's wish lists from each elementary school in the district. On December 16, hundreds of toys were delivered to DVES, DDES, DDPS and SES.

- The annual **college roundtable** held on December 20 proved to be extremely successful again this year. Over 25 alumni that graduated in 2013 and 217 seniors were invited to participate in the discussion. Kyle Clark and Erin McNeely facilitated the event.



- On December 5, the preliminary contests for **Skills USA** were held at the Carbon County Career and Technical Institute. William Babcock placed third in Industrial Motor Control, Mackenzie McNamara placed third in Action Skills and Tyler Kutchma placed first in Welding Sculpture.
- The Class of 2014 had 1 **National Merit Scholar** Finalist and 7 commended National Merit scholars.
- There were 6 perfect scores on the SAT. 3 on Subject Area Tests, 1 in writing, 1 critical reading, and 1 in math.
- On January 13 DVHS held its annual **National Honor Society** induction program. 93 new students were inducted during the ceremony which was followed by a reception in the cafeteria.



- Liz Rammos, a graduate from 2004, attended the University of Pennsylvania and majored in Electrical Engineering. The high school hosted an assembly where Liz discussed her experiences as a woman in a male dominated field. She shared her experiences from college and the workplace and then hosted a small group of senior girls at a luncheon following the assembly.
- On March 1 DVHS journalism students traveled to Bristol, Connecticut to tour the **ESPN facility**. DV alumnus Ryan Balton, a camera, jib and Steadicam operator for ESPN, met the students for a guided tour.
- On March 12-14 the Delaware Valley Health Occupations Students of America captured two bronze medals at the **35th Annual State Leadership Conference**.
- On April 29 three Delaware Valley High School Reading teams traveled to Easton for the **annual reading competition**. The team *Erudite*, advised by Mrs. Boyce, took first place for the first time in school history!
- Ten seniors received **national recognition** and an Award of Educational Achievement for their performance on the national High Schools That Work Assessment. Only a small percentage of students nationwide receive this honor, which covered the areas of reading, mathematics and science.
- On June 6 two of Delaware Valley High School's talented artists were honored by the **Alliance of Young Artists and Writers at Carnegie Hall** in New York City. This year, the Scholastic Art and Writing Awards received over 255,000 submissions. DVHS is proud to announce that sophomore Amanda Bogusta won a Silver Key Award for her photograph titled "Warrior." The most prestigious award in the country, The American Visions Award, was granted to senior Elena Eshleman for her digital work titled, "Skin Deep." **Elena is the first person from DVHS to earn this award**. Her artwork will be on display at the Pratt Manhattan Gallery from June 5 through June 14, 2014.
- Cathy Li, Josiah DeVizia, Kyla Dewey, Michael Prudhoe, Dillon Puglisi, Jonathan Ramirez, Heather Reitmeyer, Maisha Shamim, Dencil Wilmot, and Eric Winkler represented DVHS at the **University of Scranton's Kane Competition** in the beginning of April. DV's two teams dominated the physics competition. They finished first and second overall and brought home the trophy. Additionally, Dencil Wilmot won \$200 for recording one of the three highest scores on the Kane Quiz.
- The 2014 **Excellence in Education Awards & Merit Scholars** Ceremony was held on May 1 at the Stroudsmoor Country Inn. This annual ceremony and dinner is sponsored by our Colonial Intermediate Unit 20. **Delaware Valley High**

School recorded the most Merit Scholars in IU 20 with 8 students being recognized. The following Delaware Valley Students were honored as “Commended” Merit Scholars: Krystina Busacco, Josiah DeVizia, Heather Reitmeyer, Dan Reno, Hanna Thompson, Dencil Wilmot, and Eric Winkler. Maisha Shamim was one of only six students in the IU 20 region to be recognized as a “Finalist” Merit Scholar. Congratulations to all of our Merit Scholars and their parents.

- 36 Career Tech students scored advanced on the **National Occupational Competency** Testing Institute Exams compared to last year.

Additional DVHS Highlights 2013 – 2014:

- From the scholastic art awards, DVHS had 6 seniors earn Gold Key Awards. Elena Eshleman and Amanda Corrieri received the American Vision Award, the highest honor from the Scholastic Awards.
- 10 students placed in Northeast Region National French Contest including 1st, 2nd, and 3rd place.
- 7 students placed in the Northeast Region National Spanish Contest with one student placing 2nd.
- We had 30 students from the class of 2014 that will be serving our country in the various branches of the Armed Services.
- The Class of 2014 excellent scholarship has led to the acceptances to the following colleges: Columbia, Culinary Institute of America, NYU, Lehigh, Penn State Main Campus, Rochester Institute of Technology, University of North Carolina, Syracuse, Arizona State University, Brigham Young University, Art Institute of Philadelphia, Fashion Institute of Technology, PACE, Lafayette, Northwestern, University of Mass Amherst, and the Mass Institute of Technology.
- Our Music Department had another banner year. Five students were selected to the PMEA District 10 Jazz Ensemble. Anna Speer was the first string bassist in school history to make it to Regional Orchestra. Josh Shepard was selected to the 2014 PMEA All-State Vocal Jazz Ensemble.



- Our Scholastic Bowl team won the Northeastern Pennsylvania High School Challenge championship by defeating Abington Heights 345-165 then went on to place eighth at nationals in Washington, D.C.
- The Drama Club did a fantastic job with their presentation of *Pippin*.



Delaware Valley High School - Strategic Plan Score Card			
	2011-2012 Results	2012-2013 Results	2013-2014 Results
Enrollment	1,726	1,720	1,591
Student Attendance %	91.32%	93.34%	94.42%
SPP Score	N/A	79.7	TBD
SAT - DV	1002	1047	TBD
SAT - PA	992	998	TBD
SAT - US	1010	1010	TBD
Nat'l Merit Commended Students	5	7	7
Nat'l Merit Finalist Students	0	0	1
AP Scholars #/%	126/7.2%	136/7.9%	133/8.4%
AP Tests Given	763	907	895
AP Tests Passed #/%	542/72%	586/65%	557/62%
AP Courses	22 (24 Tests)	22 (24 Tests)	22 (24 Tests)
Seniors in AP Courses #/%	105/24.4%	200/46.8%	174/37.6%
Honor Society Membership #/%	169/18.8%	176/20.2%	145/17.7%
CTE Enrollment	294	261	222
NOCTI - % Passing	N/A	75%	77%
Keystone Algebra - % Passing	N/A	72.39%	67%
Keystone Literature - % Passing	N/A	87.50%	87.00%
Keystone Biology - % Passing	N/A	65.63%	65.00%
Seniors to Higher Ed %	88%	85%	79%
Four-Year Graduation Rate %	93.52%	94.48%	TBD
Students in Co-curricular %	N/A	65%	71%
Teams	40	40	40
Clubs	35	36	37
Other Data			
Library Collection	16,929	17,514	17,224
Library Circulation	9,212	7,721	8,329
Discipline Referrals	5,072	4,121	3,241
Suspensions	1,051	1,502	1,182

Expulsions	13	22	7
Health Office Visits - non meds	4,984	5,085	5,603
Health Office Visits - meds	2,450	2,082	2,376
Health Office Visits - concussions	9	428	266
Staff Attendance %	96.20%	96%	95.60%
Faculty #	124.5	125.5	119
Staff #	49.5	47.5	44.5

Delaware Valley Middle School

Peter Ioppolo, Principal

Highlights:

- The seamless return of the sixth grade from DVES and Shohola Elementary Schools, coupled with the seamless transition of 17 new staff to DVMS.
- On August 30 a barbeque for the eighth grade class was held rewarding students for their performance on the Pennsylvania System of School Assessment (PSSA).
- Delaware Valley Middle School conducted a **Career Day** for 8th grade students. Twenty seven presenters offered an overview of their career and incorporated unique personal experiences into their sessions.
- **Red Ribbon week** is designed to promote a healthy and drug free life style. This year's theme was "A Healthy Me is Drug Free" which were inspired through various in-school events. Students were encouraged throughout the week to participate in various themed dresses up days, each with a different drug prevention message.
- Our students demonstrated their support for our veterans during the **Veteran's Day program**. Retired World War II veteran, Harry Adams shared an emotional and impactful speech reminding our students of the sacrifices being made by our military personnel and former veterans.
- Student Council and the newly formed **Philanthropy Club** teamed up to complete a very successful food drive on behalf of community members of the Church of Good Shepard and St John the Evangelist. An amazing 3,769 non-perishable items and \$870 cash was collected and distributed to community families.
- The celebration of **Grandparent's Day** was held on November 27. Over 150 grandparents plus their grandchildren enjoyed a full breakfast prepared by the students of the DVHS Warrior Cafe.
- DVMS Drama students electrified audiences to three excellent performances of "**Honk**".
- On December 5 students of DVMS ushered in the winter sports season with a **pep rally** designed to also recognize all fall sports teams and co-curricular activities. Several staff and administration competed against the boys and girls basketball teams in a friendly basketball game in which the staff upset the students for their first win! DVMS students raised \$175.00 in support of the American Heart Association.
- The first ever Delaware Valley Middle School checker tournament was held from December 3 - January 2. Sixty students participated during their lunch times.
- On February 24 students from Delaware Valley Middle School competed in the **Area P Winter Special Olympics**. The event took place at Ski Big Bear on Masthope Mountain in Lackawaxen, PA. Students from DVMS competed against those from Wallenpaupack

Area School District and Wayne Highlands School District in a skiing and snowboarding slalom competition.

- On February 7 the DVMS Student Council held their **annual talent show** performance! Students, parents and faculty came out to cheer on all of the brave, artistic students that performed.
- On February 26 students at DVMS participated in the **Rotary Hoop Shoot**. Students raised money for the Milford/Matamoras Rotary club which provides services and scholarship to local students. Superintendent, John Bell came to talk to the students about the club and why it is so important.
- On April 26, Language Arts students in DVMS celebrated **National Poem in Your Pocket Day**! Classrooms were decked out, snacks were shared, and poems were read and appreciated all day. This yearly tradition has become widely accepted as one of the best days of the school year!
- Smiles, laughter, and sunshine were in abundance as the athletic spirit soared during the **Area P Spring Special Olympics** hosted by Delaware Valley School District on May 20.
- **DVMS Odyssey of the Mind Technical team** traveled to Iowa State University to compete at the OotM World Finals. Out of a total of 67 teams, they came in 9th place in the WORLD!
- In recognition of individual student excellence throughout the year, DVMS staff mailed 634 positive postcards home to families sharing wonderful experiences occurring within their classrooms.

Delaware Valley Middle School - Strategic Plan Score Card			
	2011-2012	2012-2013	2013-2014
	Results	Results	Results
Enrollment	390	380	515
Student Attendance %	95.3	95.5	95.5
SPP Score	N/A	84.8	TBD
Grade 6 PSSA Reading - % Passing	N/A	71.6	84.8
Grade 6 PSSA Math - % Passing	N/A	78.7	83.0
Grade 7 PSSA Reading - % Passing	93.4	90.8	90.3
Grade 7 PSSA Math - % Passing	88.2	91.8	87.3
Grade 8 PSSA Reading - % Passing	91.6	90.2	98.3
Grade 8 PSSA Math - % Passing	87.3	82.0	91.6
Grade 8 PSSA Science - % Passing	84.3	75.8	82.7
Grade 8 PSSA Writing - % Passing	89.3	89.7	90.4
Algebra Keystone- % Passing	n/a	81.2	89.0
# of Honors/Advanced Courses	7	7	9
# of Students in Honors/Advanced Courses	167	173	245
% of Grade 6 Students in Co-curricular	N/A	N/A	37
% of Grades 7-8 Students in Co-curricular	81	80.6	80.1
Teams	15/308	15/311	15/333
Clubs	12/309	15/310	18/340
Other Data			
Library Collection	16,925	17,247	19,114
Library Circulation	9,214	7,600	7,254
Discipline Referrals	576	416	527
Suspensions ISS/OSS - # of days	139/73	82/48	141/50
Expulsions	0	0	4
Health Office Visits - non meds	2425	3177	2705
Health Office Visits - meds	1080	1841	3306
Staff Attendance %	97.5	95.02	96.7
Faculty #	44	42	44
Staff #	63	60	59

Dingman -Delaware Middle School James Mitchell, Principal

- The Dingman-Delaware Middle School celebrated **Spirit Week** September 23 through the 27, in excitement of the Varsity Homecoming Football Game, along with Warriorfest on, September 28. Each day students and staff dressed up to represent a different themed day: Monday was Clash Day, Tuesday was Twin Day, Wednesday was Favorite Team Day, Thursday was Dress-Up Day, and Friday was Spirit Day. Spirit week concluded with a pep rally to acknowledge all of the students participating in a fall sport. The pep band, cheerleaders, cross country, tennis, volleyball, field hockey, soccer, and football players were recognized for their hard work and dedication to their team this season. Varsity Coach Keith Olsommer and Varsity football players who were former DDMS football players made a surprise visit, along with the DV Warrior Mascot to get the students excited about the game.



- The Dingman-Delaware Middle School acknowledged October as “**Bully Prevention Month.**” Teachers included topics of anti-bullying messages in their classrooms. Our newly formed “Bullying Prevention” committee comprised of students and staff encouraged all students and staff to show support of anti-bullying by wearing orange on Wednesday, October 9. The committee made posters promoting anti-bullying, which were hung throughout the school, along with providing an anti-bullying message and challenge each day in October.



Be a buddy, not a bully
Mrs. DeFrancesco's Homeroom D-6



Thugs need hugs, not drugs!!!
Mrs. Baker's Homeroom E-3

- The Dingman-Delaware Middle School held its annual “**Career Day**” on October 18. The afternoon started with a luncheon for all presenters and their host teachers. Our guest speakers represented a variety of careers including engineering, law, social work, food service, pharmaceuticals, education, construction, communications, business, and military. Eighth-grade students were placed into small groups and had the opportunity to meet with five speakers to learn about different careers. The day was a huge success due to all the help and support from the community, faculty, and staff.
- The Dingman-Delaware Middle School PTA sponsored an assembly entitled, “**Dream, Dare, Do!**” on October 29, for all middle school students. Students were encouraged to clarify dreams, look clearly at obstacles, and, through hard work and determination, turn their dreams into reality. Students learned the positive methods for dealing with the pressure, stress and fear they feel inside, and understand the importance of setting short-term goals for their lives.
- The Dingman-Delaware Middle School hosted the annual “**Senior Citizen Dinner Theatre**” on November 8. Over two hundred and fifty senior citizens enjoyed a complete chicken dinner with dessert, beverages, and door prizes. Many students from Dingman-Delaware Middle School helped in setting up, escorting, and waiting tables throughout the evening. The evening ended with the seniors attending our drama production. The night was a great success!



- On November 8 and 9, the DDMS Drama Club presented an outstanding performance of “**Bugsy Malone Jr.**”, which was a fun-filled, action-packed spoof of 1930s mobsters. Over fifty middle school students and ten high school students were involved in the production, and, as a result, the auditorium was filled to the brim with parents and friends. The students had a wonderful time, and so did the audience!



- The DDMS PTA sponsored our very first “**Movie Night**” on November 21. Over one hundred students came to the auditorium to enjoy the movie “The Hunger Games.” Students enjoyed freshly made popcorn and other refreshments during intermission in our cafeteria.
- The Dingman-Delaware Middle School honored our **students’ grandparents and great-grandparents** on the morning of November 27. Students invited their grandparents to be our special guests for a brief social in the cafeteria provided by our Parent/Teacher Association and participate in our classes throughout the building. Our music students performed during the social, along with a grandparent bringing in his fiddle to join in on the fun! Students were asked to introduce their grandparents to their class and invite grandparents to observe, share a story, or participate in the day’s lesson.



- During the Months of November and December, members of the Dingman-Delaware Middle School Student Council, in cooperation with members of **Junior Students Against Substance Abuse**, sponsored the annual DDMS Food Drive. During the campaign, students were challenged (by grade) to see which grade could donate the greatest number of items. The items were collected and donated to the Holy Trinity Food Pantry in Dingmans Ferry.
- The DDMS Theatre Club's production of "**A Funny Thing Happened on the Way to School**" was a great success! This musical comedy's premise was centered on three central characters and their outrageous misadventures in their quest to find the missing "Persephone". They traversed between reality and fantasy as they trekked through New York City and the many dwellings of the Greek Gods. The variety of musical selections crossed many eras and was performed with outstanding energy and enthusiasm by the fifty-two middle school members of the cast on April 11 and April 12. All the students put forth a very impressive effort, and the audience was thrilled as they laughed and clapped their way through two acts. The Technical Crew, Stage Crew, Set Crew, and Costumers comprised another fifteen students from both the Dingman-Delaware Middle School and the Delaware Valley High School. These students worked very hard behind the scenes building sets and props, arranging lights, and creating special effects. With the new sound system, purchased by the Theatre/Drama Club, the students were heard with crystal clarity, and the sound effects were outstanding! The entire cast and crew did a stupendous job and should be very proud of their accomplishments.
- **Pike County Bar Association** members visited the Dingman-Delaware Middle School on May 9 in celebration of Law Day. Law Day Chairpersons, Attorney Shannon Muir and Attorney Elizabeth Burton, created a fun and educational program for the two hundred ten sixth-grade students. The attorneys discussed

the Constitution, its Amendments, statutes and case law. Students also learned about the role of attorneys and judges. In addition, the Bar Association hosted State Senator Lisa Baker to present a program to our seventh grade students on how a bill is passed into state law.



- The Dingman-Delaware Middle School continues to promote student participation in some type of club or activity throughout the 2013-2014 school year. The new clubs introduced this school year included Future Business Leaders of America, Engineering, Walking (Fall), Reading Olympics, Choreography, Math, and Fashion.



Walking Club



Engineering Club

Dingman-Delaware Middle School - Strategic Plan Score Card			
	2011-2012 Results	2012-2013 Results	2013-2014 Results
Enrollment	630	650	656
Student Attendance %	94.6	94.8	94.7
SPP Score	N/A	79.7	TBD
Grade 6 PSSA Reading - % Passing	79.9	84	80
Grade 6 PSSA Math - % Passing	80.7	88.5	93.5
Grade 7 PSSA Reading - % Passing	84.2	82.5	91
Grade 7 PSSA Math - % Passing	87.7	93	90
Grade 8 PSSA Reading - % Passing	92.7	87.5	90
Grade 8 PSSA Math - % Passing	84.6	86.5	81.5
Grade 8 PSSA Science - % Passing	70.2	65	70
Grade 8 PSSA Writing - % Passing	54.6	75	74
Algebra 1 Keystones- % Passing	N/A	75	74.8
# of Honors/Advanced Courses	9	9	9
# of Students in Honors/Advanced Courses	218	223	218
% of Grades 7-8 Students in Co-curricular	60.8	84.3	73.2
Clubs	15/375	23/524	26/474
Other Data			
Library Collection	18000	18281	18604
Library Circulation	12792	11162	11627
Discipline Referrals	844	733	670
Suspensions (OSS)	55	13	37
Expulsions	4	0	0
Health Office Visits - non meds	3032	3100	3608
Health Office Visits - meds	1395	1590	1749
Health Office Visits - concussions	4	23	9
Staff Attendance %	95.8	96.0	93.8
Faculty #	54	54	54
Staff #	77	77	79

Dingman-Delaware Primary School Kimberly Butaitis, Principal

DDPS celebrated October as **Safe Schools Month**. Staff and students participated in "Safe School Drills". A review of procedures and expectations are practiced each month making sure students understand the procedures for each drill. Bully Prevention education begins this month and is carried throughout the year. Student video clips are shared each morning on DDP TV announcements, staff and students participate in a Unity Walk. Staff and students wore orange to show unity for those who have been bullied. Seducky's Puppet performed a friendship assembly on building acceptance and tolerance with peers in October. During the week of October 21, our students participated in a "No Name Calling" spirit week. DVHS Tattoo program visited and shared lessons about drug awareness in support of Red Ribbon Week. Dingmans Township Fire and Rescue visited during October to review Fire Safety.



The DDPS reading team and Mr. Lehman, School Librarian, collaborated to promote a new reading incentive called "**Experience the Magic of Reading**". Students that have completed the reading log are being trained by "The Amazing" Mr. Lehman to perform a magic trick that will be televised on the morning TV show. Professional magician, Dominic the Magician, visited with the students last year and discussed the value of reading throughout life, while performing a variety of illusions. Each Friday, Mr. Lehman performs a new magic trick in the hallway for the students to keep them on track with their reading. Magic books are also available in the library for the students to borrow and the books were flying off the shelves!

DDPS recognized the Bus Drivers with an annual **Bus Driver Appreciation Breakfast**. 18 drivers attended the event. PTA provided a delicious hot breakfast for our drivers. Staff and students made cards and Mr. Lehman made a fantastic video presentation

featuring students sharing a few kind words about DDPS drivers. It was a fun event for all!

Our second grade **Odyssey of the Mind** team participated in regionals. A whole school send-off complete with the annual OM Run was done. The kids had a fabulous day and enjoyed being spontaneous! We are proud of our Little Om'ers!

Many donations were collected to teach students the appreciation of giving and helping others. Kindness was shown with families donating pajamas, hats, mittens, scarves, socks, coats and toys. DDPS was able to help organizations such as Toys for Tots and Safe Haven. Also, the staff had the opportunity to play "Santa" and help make miracles happen to our own DDPS families that needed assistance at the holidays. Staff members honored wishes from families' "wish lists" for Christmas. During the Spring, kindness continued with Jellybeans for Julia. One of the DDPS families needed lots of prayers and some extra help. Julia Schweitzer, 19 months old, has leukemia. It was decided she needs a bone marrow transplant. Her brother, Matthew, a first grader at DDPS, is going to be the donor for his sister. The Primary school staff jumped into action and decided to run, "Jellybeans for Julia." A jar filled with jellybeans was placed in the foyer. Students could purchase chances to guess how many jellybeans were in the jar. Staff donations and the jellybean fundraiser raised \$1,500 for the Schweitzer family. Donations totaling over \$1,750 were also collected from the community at DDPS music concerts. After a long hard battle, Julia received her wings on July 22, 2014 and is now watching over her friends and family. Heartfelt sympathy from DDPS staff is extended to the Schweitzer family.



Autism Awareness is a culture at the Primary School. Starting at the beginning of the 2013-2014 school year, staff members from DDPS volunteered to bake for biweekly bake sales. Items were placed in the teachers' lounge every other Monday. Any donation was accepted. Donations were given to Pike Autism Support Services (PASS) i-Care program which provides iPads to Autistic children within Pike county. In lieu of the biweekly bake sales in the month of December, staff members each volunteered to bake 10 dozen cookies. 32 volunteers made over 4,300 cookies. These cookies were

divided into 50 cookie platters, each containing 7 dozen different cookies. Each platter raised \$20 to be donated to PASS. The final donation of \$1,000 was presented to PASS at their annual Breakfast with Santa event on December 21. This money will be used to purchase three additional iPads for our students. During the month of April, Autism Awareness month, the staff and students participated in a plethora of activities to celebrate this year's theme, "Different not Less." The month kicked off with staff photo and a beautifully decorated informative bulletin board. The month came to a close with an awesome night at the PASS Vigil where the many staff members and families shared inspirational stories and experiences. This year the staff and students of DDPS raised \$2,252.94, which was donated to PASS at the vigil. Many events throughout the month such as weekly bake sales, Easter pies sales, chores, staff lunches and a grand finale week of events provided opportunities for generous donations from staff and students. The generosity from the DDPS staff and students for our students is amazing.



Read Across America is always recognized with a variety of activities. DDPS PTA sponsored The Night of Reading Stars during the week. Families came returned to school for an evening of reading activities. The annual Shoebox Book Parade and Book Swap were held. The Book floats display student talent and creativity for their book of choice. Caldecott Reading Program also began. Each day during announcements a Caldecott Award book is featured. Students are to read 25 Caldecott books by May. Recognition was provided through a Caldecott reception. Students also were celebrated for their academic success at the end of the year Awards Recognition Assemblies.



Dingman-Delaware Primary School - Strategic Plan Score Card			
	2011-2012	2012-2013	2013-2014
	Results	Results	Results
Enrollment PK - 2	528	566	546
Student Attendance % PK - 2	94.72	94.3	94.1
SPP Score	N/A	86.8	TBD
% of K-2 Students On/Above GL - Math	93.65	95.24	96.33
% of K-2 Students On/Above GL - Reading	90.87	93.66	90.41
% of K-2 Students On/Above GL - Writing	91.46	92.07	91.66
Grade 3 PSSA Math (DDES)- % Passing	91.2	85.5	85.3
Grade 3 PSSA Reading (DDES)- % Passing	87.6	81.6	84.1
Clubs	N/A	9/307	10/327
Other Data			
Library Collection	25,344	26,095	27,093
Library Circulation	36,571	33,107	27,332
Discipline Referrals	82	55	30
Suspensions	13	3	1
Expulsions	0	0	0
Health Office Visits - non meds	3247	5074	4,238
Health Office Visits - meds	208	940	1635
Staff Attendance %	96.2	96	95.3
Faculty #	43	39	41
Staff #	27	26	28

Grade	Students	Sections	Avg. Class Size	Retentions
Pre-K	56	3	18.67	n/a
K	154	7	22.00	5
1	160	7	22.86	0
2	176	7	25.14	2

Grade	Gifted	Special Education	Remedial Reading
Pre-K	0	0	0
K	0	11	37
1	1	31	52
2	2	25	41

Pre-K Program

	Head Start	Pre-K Counts	Other (Title 1)	Total
2013-2014	17	20	19	56
2012-13	26	28	9	63
2011-12	21	30	14	65
2010-11	19	37	15	71

Dingman-Delaware Elementary School

Victoria McNeely, Principal

Highlights

- DDES 5th grade students participated in the **Art Writer's Project** with Jeffrey Stocker. This year's author was Ray Bradbury. Students read The Electric Grandmother as well as watched two different versions of the story. Exciting discussion and presentations followed from each class. Students were also exposed to a Robotics Presentation by Mr. Curtis and his engineering club. Several students were chosen to represent DDES at the columns and the new Pike County Library in conjunction with this project to learn about science fiction writers from this area.




- With the help of several grants and the DDES PTA, students in each grade level were able to participate in an **educational field trip**. 3rd grade had the opportunity to tour local historical sight Grey Towers. Students were able to tour the museum as well as hike the grounds and learn about local wildlife. Students in 4th grade met with representatives from PEEC about participating in their Ticket to Ride program in November. This program is to enhance student's knowledge about the National Park Service. 5th grade once again traveled to Harrisburg to visit our capitol. With the help of our PTA, they were also able to visit the museum as well as see a wonderful presentation at the planetarium.
- During the month of March, the students in the DDES Gifted/Elementary Enrichment group prepared for the upcoming **K'Nex STEM Design Challenge**, to be held on April 10 at Colonial Intermediate Unit. An in-school competition was held in order to determine which 4-member team would represent our school at the IU. Their challenge was to use K'Nex materials to construct a vehicle which

will travel at least four feet across a flat surface and overcome one obstacle. The winning team project was ROB - Robotic Operating Buddy, created by Scott Sussman, Jenna Reich, Marisa Dambach and Noah DeFederico. This team placed first at the regional level and then moved on to the state competition that was held in Harrisburg with 35 groups from all over the state. They look forward to participating again next year and hope to place at the state level.



- Staff and students take great pride in honoring those who serve our country. Two assemblies were held this year, one for **Veteran's Day** and one for **Memorial Day**. Former veterans were invited to both to speak with students about their service in the military and to remind us of those who gave their lives for our country. Staff members also took part in a fundraiser for the GI Go Fund - a non-profit organization started by returning Afghanistan and Iraq vets. One of their fundraisers was a 'Jeans for Troops' held on May 22.



- DDES started a new **Peer Buddy program** this year after seeing the success in the High School . The program ran after school from November to January and worked on social skills with the Autistic Support classroom. Students also opt to give up recess time to visit with these students during the day. This has been a great success!
- **DDES students and staff take great pride in helping our local community.** The PTA sponsored their annual food drive for the month of November. Students in all grades collected food for families in our community. The food was delivered to one of the local food pantries. We collected a record number of items -837 cans! Student Council and PTA donated \$202 to the Troy Smith dinner with proceeds from their monthly popcorn Wednesday event. DDES students, through the efforts of Mrs. Joy Sweller, reached out to patients at the Philadelphia Veterans Affairs Medical Center. Cards and letters were written prior to the holidays to thank them for their service and to let them know how much we appreciate them. Student council, PTA, as well as Guidance and the Nurse's office coordinated many different clothing and food drives for families in need. There was an overwhelming response from the community as well as local businesses. DDES faculty and staff participated in a Wishing Tree to help students in need for holiday gifts as well as a new and gently used coat drive. Both activities were spearheaded by Mrs. Blaum and Mrs. Carrigan. Students and staff also raised money in "Our Schoolhouse Rocks" campaign to support the Relay for Life event held at DVHS.



- In Guidance class, students were introduced to **the 7 Habits of Happy Kids** by Sean Covey. Through the use of the 7 habits, students begin to realize that they have control over how much of what happens in their lives and can be true leaders. Their choices can affect their day, their relationships, and their future. The 7 habits will empower even young students to stop and think about their choices and the different outcomes that may come with those choices. This initiative was put in place to extend the 7 habits training that teachers attended over the summer.
 - **Habit 1-Be Proactive**-You're in Charge
I am a responsible person. I choose my actions, attitudes, and moods.

- **Habit 2- Begin with the End in Mind-** Have a Plan
I plan ahead and set goals. I am an important part of my classroom and contribute to my school's mission and vision.
- **Habit 3- Put First Things First-** Work First, Then Play
I spend my time on things that are most important. I set priorities, make a schedule, and follow my plan.
- **Habit 4- Think Win-Win-** Everyone Can Win
I balance courage for getting what I want with consideration for what others want.
- **Habit 5- Seek First to Understand, Then to be Understood-** Listen Before you talk.
- **Habit 6-Synergize-** Together is Better
I value other people's strengths and learn from them. I get along with others, even people who are different from me.
- **Habit 7- Sharpen The Saw-** Balance Feels Best
I take care of my body by eating right, exercising and getting sleep

Dingman-Delaware Elementary School - Strategic Plan Score Card			
	2011-2012 Results	2012-2013 Results	2013-2014 Results
Enrollment	601	587	549
Student Attendance %	95.7	95.2	95.32
SPP Score	N/A	80.1	TBD
Grade 3 - 5 PSSA Reading - % Passing	85.5	79.5	83.74
Grade 3 - 5 PSSA Math - % Passing	90	89	88.1
Grade 4 PSSA Science - % Passing	96.4	95.9	92.92
Grade 5 PSSA Writing - % Passing	60	55.9	50.7
Clubs	6 /261	8/420	12/651
Other Data			
Library Collection	n/a	19,315	20,250
Library Circulation	37.341	35,300	36,812
Discipline Referrals	n/a	74	79
Suspensions	n/a	10	12
Expulsions	0	0	0
Health Office Visits - non meds	3034	2920	2,610
Health Office Visits - meds	1520	1259	1,303
Staff Attendance %	95.7	95.9	94.6
Faculty #	48	43	44
Staff #	24	24	24

Grade	Students	Sections	Avg. Class Size	Retentions
3	165	7	24	0
4	188	7	27	0
5	196	8	25	1

Grade	Gifted	Special Education	Remedial Reading
3	3	22	47
4	5	41	38
5	4	23	43

Delaware Valley Elementary School Aaron Weston, Principal

- This year, 88 fifth graders from Delaware Valley Elementary School joined with the fifth graders from Shohola Elementary School to enjoy a day touring the state capital and museum. During the visit, the students met with Representatives Brown and Peifer. The video presentation in the planetarium was a huge hit.



- DVE-TV had an exciting **trip to Washington DC** this year. Students enjoyed touring the major historical sites and interviewing local figures. DVE-News/TV reporters, staff, chaperones, and members of the Pearce Family had the honor of paying tribute to Edwin 'Jack' Pearce and crew at Arlington National Cemetery on June 1. They gathered at the grave site of this group of American Vietnam War airmen heroes and patriots whose fragments of remains were finally returned in 2010. The plane of Edwin Jack Pearce and his fellow airmen was shot down over Laos while on a night mission on March 29, 1972.



- Delaware Valley Elementary school held a **school-wide field day**. The students enjoyed dunking the faculty and staff in the dunk tank, bouncy houses, snow cones, and many other fun activities. The PTA supported this event by providing snacks and volunteering at stations.



- Joining with the High School, Delaware Valley Elementary School conducted a **read-a-thon** to help raise funds for the local adult literacy organization. DVES raised over \$1350 for their program.
- Delaware Valley Elementary School Conducted a **food drive** to support our local Food Pantries. The students collected over 1300 items. The student council organized a food drive during the holiday season. Donation boxes were placed in every homeroom. The food was disbursed to local families in need during our holiday dinner and through the local Food Pantry.
- The **PTA’s Harvest Hoedown, Candy Bar Bingo, Sweetheart Dance, and Boys and Girls Night Out** were huge successes. Attendance at these events were record highs.
- Delaware Valley Elementary School added a **Science and a Creative Thinking Club** to our list of after school activities. A morning Activity Club was also created this year. Delaware Valley Elementary School conducted a total of 21 clubs that 599 students participated.
- Delaware Valley Elementary students took part in the **PTA Reflections Program**. Students received honors at the district and council levels
- The students of Delaware Valley Elementary School Honored our Veterans this year with a thank you ceremony in the gymnasium. Students invited any family members or friends that are veterans to attend. DVE-TV made a **“My Veteran is a Hero”** video presentation. All students who had a veteran attend were part of this presentation. They introduced their veteran, told the branch and years of service, and explained why that person is their hero. Every veteran got a copy of this DVD as a keepsake. The band, chimers, and orchestra played patriotic songs during the ceremony. Also, the entire school sang Grateful Nation.

- Thanks to Dr. Schaffer's efforts, the third and fourth grade students were able to go on a field trip this year. The third grade visited **Grey Towers** and the fourth grade toured **PEEC**.
- The music department conducted several performances throughout the school year. Grades kindergarten through third grade performed class choral concerts. The band, chorus, and orchestra had several concerts throughout the year. This year, the Delaware Valley Elementary School was proud to begin a Chimers club.



Grade	Students	Sections	Avg. Class Size	Retentions
K	83	4	20.75	11
1	84	4	21.0	2
2	95	4	23.75	2
3	72	3	24.0	2
4	71	3	23.6	2
5	88	4	22	0

Grade	Gifted	Special Education	Remedial Reading
K	0	4	24
1	0	3	41
2	1	12	37
3	1	7	36
4	0	7	34
5	1	10	26

Pre-K Program

	Head Start	Pre-K Counts	Other	Total
2013-14	8	10	19	37
2012-13	9	7	17	33
2011-12	5	7	13	25
2010-11	9	NA	22	31

Delaware Valley Elementary School - Strategic Plan Score Card			
	2011-2012 Results	2012-2013 Results	2013-2014 Results
Enrollment	571	575	527
Student Attendance %	95.31	95.85	96.11
SPP Score	NA	86.4	TBD
Grade 3 PSSA Reading - % Passing	82.7	83.3	86
Grade 3 PSSA Math - % Passing	91.9	80.5	83.2
Grade 4 PSSA Reading - % Passing	89.1	87	85.2
Grade 4 PSSA Math - % Passing	87.7	95	89.6
Grade 4 PSSA Science - % Passing	97.3	95	94.1
Grade 5 PSSA Reading - % Passing	87.9	71	73.1
Grade 5 PSSA Math - % Passing	87.9	74	77.8
Grade 5 PSSA Writing - % Passing	64.1	68	38
Grade 6 PSSA Reading - % Passing	80	87	NA
Grade 6 PSSA Math - % Passing	93.4	85	NA
% of K-2 Students On/Above GL Math	92.4	92.2	88.4
% of K-2 Students On/Above GL Reading	90.1	91	87.6
% of K-2 Students On/Above GL Writing	88.3	89.4	84.2
Clubs	18/572	18/635	21/599
Other Data			
Library Collection	38,205	39,002	37,133
Library Circulation	43,267	43,402	38,952
Discipline Referrals	126	288	128
Suspensions	59	82	14
Expulsions	0	0	0
Health Office Visits - non meds	3,577	3,872	2,540
Health Office Visits - meds	508	1,101	1,291
Staff Attendance %	93.91	96.61	96.93
Faculty #	44	44	42
Staff #	68	68	64

Shohola Elementary School Christopher Ross, Principal

Highlights:

- Shohola added three additional clubs to its list of offerings for our students. Along with an additional session of **the Running / Walking Club** in the fall, Shohola added the **Page Turners Club** for our most enthusiastic readers and the **Homework Club** which helped some struggling students develop study skills and strategies for success.
- Shohola Elementary School hosted its **second annual school pep rally** on November 1. Fall athletes that graduated from Shohola were invited up to celebrate our “Warrior Friday” with us. The students called out the DV mascot and athletes, who were greeted by thunderous school spirit chants. Our students were more than entertained by our Shohola graduates performing various dances. The high school athletes posed for a picture with each homeroom before the students went back to class.



- The students and staff of Shohola donated and prepared **Thanksgiving Dinner Baskets** for 8 of our families. The recipients of the baskets were so very grateful for this type of gesture during the Thanksgiving holiday. The Student Council took the responsibility and successfully coordinated the food drive.

- The PTA's **Harvest Hoedown** and **Someone Special Dance** were huge successes as we celebrated the fall season and our loved ones.



- Shohola Elementary School's **Bell Choir**, under the direction of Mr. Nathan Kroptavich, visited the residents of Belle Reve to perform a holiday concert. The students played various Christmas Carols for a number of the residents and sang "We Wish You a Merry Christmas" as the finale of their performance. Both the students and the residents reaped the benefit from this annual visit and interaction. This year's visit marked the fifth time that our Bell Choir has been a guest of Belle Reve.
- The drama club presented **PrincessWhatsHerName** which showcased the potential drama talents of our fourth and fifth grade students.
- Upon our return to school after the winter break, the students of Shohola were introduced to our new initiative, **The Seven Habits of Shohola Students**. Mr. Ross hosted an assembly with the 3rd, 4th, and 5th grade students on Thursday, January 2 to introduce the students to the first three habits that deal with personal growth. The primary grade teachers hosted their own in-class assembly with a PowerPoint presentation about the first three habits. Following the PSSA testing, the students were introduced and completed activities based on the final four Habits during their Library and Guidance classes.
- Shohola welcomed two members of the **Harlem Wizards** basketball team to the gymnasium for two age-appropriate assemblies for our K-2 and 3-5 students. The Wizards performed basketball tricks while entertaining the students. The assembly concluded with Wizard member "Tomahawk" sharing his story about being bullied in school and delivering a strong anti-bullying message to our students.

- Our **Odyssey of the Mind** teams put on tremendous exhibitions of intelligence and creativity at Pocono Mountain West High School and our Theatrical Team placed first at the regional competition and competed at the OM State Championships.
- Shohola students participated in the PTA **Reflections Program** and had a tremendous showing at the district and council levels
- Our fifth grade students celebrated their final year at Shohola with a field trip to **the State Capitol** in Harrisburg. The students also enjoyed a Recognition Day celebration with their classmates with a cookout and various activity stations set up on the school's lawn.
- Our third and fourth grade students attended field trips to **Grey Towers** and **PEEC**, respectively. Thank you to Dr. Schaffer for coordinating and making the trips possible for our students.
- Shohola Elementary held **Environmental Day** in which our students participated in various presentations ranging from the study of the water table to wildlife conservation and much more.
- Our students participated in **100 Ways to Care**, a charitable cause, that saw each grade level collect a minimum of 100 items for many of our local charities and agencies
- **Random Acts of Kindness Club** had the school come together and exhibit true acts of selflessness
- The **Veterans' Day program** recognized those who have served to protect our country
- The music department treated us to **many memorable musical performances** throughout the year; from grade level concerts to our band, chorus, orchestra, and bell choir students, our talented students dazzled us each and every time they took the stage
- During the last month of school, the students conquered the **Ross Reading Challenge** by reading over 19,000,000 words as a school during a three and a half week period. For their accomplishments, the students were given the honor

of taping Mr. Ross to the gymnasium wall with duct tape. The story was featured on Blue Ridge Cable Channel 13.



Grade	Students	Sections	Avg. Class Size	Retentions
K	64	3	21	6
1	71	3	23	2
2	69	3	23	0
3	82	4	21	1
4	75	3	25	0
5	91	4	22	0

Grade	Gifted	Special Education	Remedial Reading
K	0	13	22
1	1	18	13
2	3	14	16
3	4	19	14
4	1	11	18
5	1	26	12

Shohola Elementary School - Strategic Plan Score Card			
	2011-2012	2012-2013	2013-2014
	Results	Results	Results
Enrollment	614	603	470
Student Attendance %	96	95.8	96.2
SPP Score	N/A	83.5	TBD
Grade 3 PSSA Reading - % Passing	85.9	88.6	90.8
Grade 3 PSSA Math - % Passing	92.9	91.1	93.4
Grade 4 PSSA Reading - % Passing	94.7	90.3	98.6
Grade 4 PSSA Math - % Passing	93.5	94.6	100
Grade 4 PSSA Science - % Passing	97.4	95.6	98.6
Grade 5 PSSA Reading - % Passing	83.1	73.6	83
Grade 5 PSSA Math - % Passing	86.5	82.8	93
Grade 5 PSSA Writing - % Passing	58.6	73.6	72.4
Grade 6 PSSA Reading - % Passing	94.4	85.5	n/a
Grade 6 PSSA Math - % Passing	96.7	92.2	n/a
% of K-2 Students On/Above GL Math	77.1	90	90.1
% of K-2 Students On/Above GL Reading	77.5	81.4	82.8
% of K-2 Students On/Above GL Writing	77.5	76.9	79.8
Clubs	12/368	14/412	17/403
Other Data			
Library Collection	19,801	20,509	18,813
Library Circulation	34,869	35,479	28,371
Discipline Referrals	289	174	108
Suspensions	56	66	48
Expulsions	0	0	0
Health Office Visits - non meds	4,758	4,725	3,305
Health Office Visits - meds	2,002	3,736	1,633
Staff Attendance %	97.14	96.63	96.8
Faculty #	46	47	39
Staff #	33	34	33

ART

Stephanie Cavallaro, Chair



Elementary School Highlights

- DDPS Annual show - May 15
- DVES Art Night - March 18.
- SES Annual Art Night - May 8
- DDES Art Show - May 15

Middle School Highlights

- DDMS Winter art show -November 26
- DDMS Spring art show - February 20
- DDMS Chalk Walk – June
- DVMS Art show- May 12
- DVMS Chalk Walk – June
- Middle Grades Music and Art Festival - DVMS and DDMS - March 14- Wayne Highlands.

High School Highlights

- Participation in Autism Awareness Month – All students invited to enter the Poster contest and a T-shirt was designed by a senior Graphic Design student
- Guest speakers -Antonelli Institute, Keystone College, and Art Institute of Philadelphia
- Department Field trip to the Metropolitan Museum of Art
- Empty Bowls – Soup and ceramic bowl sale; Ceramics classes raised \$476 for the Ecumenical Food Pantry
- Highlands Photographic Guild Student Show Juried Show & Sale–March 8-April 5
- ARTery Gallery Student Show Juried Show & Sale – March 8-April 5
- Students regularly participated in Art Club, Computer Art Club and Digital Photo Club
- 8 pieces of art were framed and added to the Permanent Collection
- Vernon High School Invitational Exhibit – First place in the Sculpture category, Second Place in Open category, Second Place in Photography, Third place in

Crafts. \$10,000 scholarship from Delaware College of Art and Design offered to a student if she decides to apply and is accepted,

- Scholastic Art Awards 43 awards consisting of 14 Gold Keys, 9 Silver Keys and 19 Honorable Mentions. In addition 1 Gold Key Portfolio, 1 Silver Key Portfolio, 2 American Vision Awards (only 5 are presented annually)
- National Scholastic Art Awards, one student earned a Silver Key and one student earned a National American Vision Award. Both were honored at Carnegie Hall on June 7.
- 18 students will be attending colleges in art related fields
- General Art classes participated in the Rain Barrel Project for the Pike County Conservation District. 3 classes painted 4 rain barrels that were auctioned off in the community. DV earned some money to further the students in the arts in another environmentally-related theme.



2013-2014 DVHS Course Data

Course Title	Enrollment	Sections	Avg. Class Size	#/% Passing 2013/14	#/% Passing 2012/13
General Art	202	9	22.4	195/96%	220/96%
Foundations in Art	24	1	24	20/83%	18/100%
Intro to Drawing 1	125	7	17.8	111/88%	126/90%
Drawing 2	42	2	21	16/76%	56/94%
Painting Media 1	37	2	18.5	35/94%	35/94%
Painting Media 2	21	1	21	21/100%	21/95%
3-D Design	18	1	18	17/94%	17/94%
Ceramics 1	44	3	14.6	43/97%	51/92%
Ceramics 2	33	2	16.5	31/93%	32/88
Jewelry Design	28	2	14	28/100%	24/100%
Computer Art 1	75	4	18.8	71/94%	76/93%
Computer Art 2	25	2	13.5	25/100%	25/92%
Graphic Design 1	16	1	16	16/100%	10/100%
Graphic Design 2	10	1	10	9/90%	13/100%
AP Art History	7	1	7	7/100%	8/100%

2013-14 DVHS Testing Data

AP Art History	# Enrolled	# of Exams Given	#/% Passing (score of 3 or better)
2011-12	12	12	4/33.33
2012-13	8	8	7/87.5
2013-14	7	7	6/85.7

2013-2014 DVMS Course Data

Course Title	Enrollment	Sections	Avg. Class Size	#/% Passing 2013-2014	#/% Passing 2012-2013
Art 6	154	6	26.6	154/100%	156/100%
Art 7	158	8	19.7	157/99%	189/100%
Art 8	178	8	22.25	176/98%	191/98%

2013-2014 DDMS Course Data

Course Title	Enrollment	Sections	Avg. Class Size	#/% Passing 2013-2014	#/% Passing 2012-2013
Art 6	201	9	22.3	200/99%	215/100%
Art 7	250	13	19.2	250/100%	227/99%
Art 8	221	10	22.1	216/97%	200/97%

Links:

[DVHS Course Selection Guide](#) p. 5

[DVMS and DDMS Course Selection Guide](#) p. 9

Business

Maura Angle, Chair

Highlights:

Business Communications: Personal speech, Impromptu speech, Parliamentary procedure skit, Persuasive speech, Informative speech, Business Document Project-Letter, Memo, Agenda, Mail Merge, Labels, FBLA Speaking Competitive Events

Awards: 3 students qualified for FBLA States

Personal Budgeting & Finance: Virtual Business Finance online real world simulation, Stock Market Game, InvestWrite Contest, E-Bucks Activity, FBLA Personal Finance Competitive Event.

Awards: 2 students qualified for FBLA States

Introduction to Business – College Credit Issued: Business Financial Plan, Commercial Project, Virtual Business – Retail, Virtual Business Management, FBLA Introduction to Business Competitive Event, The Dream Team Project

Awards: 4 students qualified for FBLA States

Accounting I: PICPA Field Trip to Kings College, Eddie Ortega Disc Jockey Simulation, Aplia.com, FBLA Accounting 1 Competitive Event

Awards: 4 students qualified for FBLA States

College Accounting – College Credit Issued: Zenith Global Imports Simulation, FBLA Accounting 2 Competitive Event

Awards: 1 student qualified for FBLA States

Web Development: Wix Project, FBLA Website Design Competition

Computer Literacy 2: Access Database Project, Excel Workbook Project, Word Website Project. Ted Mielczarek of Mozilla spoke to students regarding careers as a computer software programmer, the training and education, as well as career highlights.

Desktop Publishing: Projects that mimicked business document sets, Earth Day T-shirt designs, self-portrait magazine covers, and a custom personal calendar

Business Law: Various ethical situations, including the Lance Armstrong Doping Scandal, Bernie Madoff's Ponzi Scheme, Consumer Protection Projects that included the regulation of everyday products, and viewed various episodes about small claims courts. Students also researched various PA laws as they applied to the curriculum.

International Business: Studying the issue of Fair Trade products by viewing documentaries on why it's important, researching various product categories and certification standards, as well as participating in class fundraiser of selling Fair Trade coffees and teas to support coffee farmers and provide funds for an end of year

International Foods Dinner for the class. Students also studied the labor laws of other countries and viewed documentaries on the working conditions of other countries and compared it to the US.

Career Exploration: Analyzing their personal interests, successes and failures, as well as applying interests to researching lucrative career fields. Students also learned how to fill out job applications, create resumes/cover letters, research colleges, fill out college and financial aid applications, w-2s, and analyze the cost of college. Each week, students viewed a United Streaming video on a different career cluster.

Business/Marketing class: Hands-on experience by completing work for local businesses and school projects. The students worked for OMG, It' Not Gluten Free Bakery, DVHS Honor Society, DVSD Golf Tournament, DVHS 5K Run, DVSD Hall of Fame, DVMS school play, the DVHS Academic Awards, Middle States posters and other miscellaneous activities. The students also created an Advertising Plan for either a product or a business and held their version of Shark Tank. Mr. Bell, Superintendent, Mr. Brian Blaum, DVHS Principal and Mr. Mike Murray, DVHS teacher served as judges, "sharks" for the activity. The students utilized equipment for their projects: photocopier, scanner, laminator, various computer programs and the poster maker. Students in the class also received college credits from Keystone College and Luzerne County Community College for their courses. Students can gain 12 college credits when leaving the program. The students also had speakers from the Pittsburg Institute, PA College of Technology and PA Free Enterprise Week speak to the students. The students also attended Marketing Day in Hershey, PA in May.

Cooperative Education class: Learning employability skills, job searches, employment acquisition and retention activities. The students also were exposed to financial literacy. The students completed an online Career Safe Module and received an OSHA card for their participation in the program. Students were employed in restaurants, day cares, and retail stores and financial Offices.

7th grade Career Leadership classes: PA Computer Fair where 8 students from DDMS participated and created 2 Graphic entries and 3 digital log entries. The students also presented the 7 habits on DDTV and on a bulletin board display and created a back cover for the student handbook. The students created graphic entries by more than 15 student for Autism Awareness and there was one winner. Students also created various posters and desktop publishing materials and were on display in both the middle schools. The students learned a wide array of skills this year including Microsoft Word, Power Point, Excel and Publisher. They also learned how to type, became well versed in "The 7 Habits of Highly Effective Teens", and explored college and career options.

Student Organizations/ Competitions:

The Future Business Leaders of America (FBLA) chapter at DVHS is the largest club in the DVHS. There are 151 active members in the organization and also are the largest of eleven chapters in Region 22 which include schools in Pike, Wayne and Lackawanna counties. The students are very active in community service where the chapter received awards at the local and state levels. Students assist in the HS blood drives, Day of Caring, and serve as guides for Parent/Teacher conferences and Back to School Night. The students also fundraise and contribute a portion of their proceeds to the PA FBLA State Project each year. The state project for 2013-2014 was Donate Life, students created an awareness and importance of donating organs. The students participate in three competitions yearly. Students need to qualify at the local level to proceed to the state and national competitions. Events consist of individual, group, performance and state-only events relating to business and technology. This year 51 students qualified to attend the state competition in Hershey, PA. 75% of the students placed in the top 10 at the state level. Five students qualified to attend the National competition in Nashville, TN.



Student Awards:

Zachary Rollar and Gaeron Fredrichs – 2nd place Public Service Announcement – State Level

Cathy Li – 4th place Personal Finance

Elena Eshelman - Membership Mania and Recruitment Award.

Zachary Rollar and Krystina Busacco were inducted into the FBLA Honor Society.

Madison Metzger was voted PA FBLA State Secretary and Region 22 President.

Chapter Awards:

Largest Membership in the state – 6th place

Outstanding Chapter in the state – 6th place

Big 33 Community Service hours in the state – 8th place

Dingman- Delaware /Delaware Valley Middle Schools:

This year the 7th grade students participated in the 7th grade Middle Level FBLA chapter. Students had the opportunity to compete at their home school against other middle schools and were very successful. Students competed in 8 different business and technology competitive events.

Six students received awards:

Shira Michel- 1st Place in Business Computations

Natalie Deweese- 1st Place Current Events

Jazmin Florea-2nd Place Keyboarding Applications I

Elizabeth Wright-2nd Place Keyboarding Application II

Christopher Danczewski-1st Place Excel Spreadsheet

Delaney Etzkorn-2nd Place Excel Spreadsheet

This was the first year the students competed at the PA FBLA Middle School level and out of 8 events DDMS had 6 winners and that is a 75% success rate.

Melissa Kelleher, Christian Secular, and Morgan Harvey also submitted their MAP Entrepreneurial Level FBLA project.

2013-2014 DVHS Course Data

Course Title	Enrollment	Sections	Avg. Class Size	2013-2014 #/% Passing	2012-2013 #/% Passing
Business/Marketing Levels 1, 2, 3	14	1	14	14/100%	13/100%
Cooperative Education	12	3	5	12/100%	11/100%
Career Exploration	57	2	28	57/100%	89/97%
Personal Budgeting and Finance	72	3	24	71/97%	49/96%
Accounting I	32	2	16	27/84%	18/100%
International Business	12	1	12	12/100%	22/100%
College Accounting	6	1	6	6/100%	4/100%
Introduction to Business	51	2	25	50/98%	41/100%
Web Development	45	2	23	44/98%	29/94%
Computer Literacy I	111	4	27	107/96%	84/95%
Introduction to Cyberskills	26	1	26	26/100%	26/93%
Desktop Publishing	20	1	20	20/100%	18/100%
Business Law	20	1	20	20/100%	24/100%
Computer Literacy II	28	1	14	27/96%	31/94%
Business Communications	63	3	21	57/90%	
Middle School 7 th grade Computer Literacy/Leadership	361	14	27	354/97%	

2013-2014 DVHS Testing Data

Name of Test	# of Exams Given	2013-2014 #/% Passing	2012-2013 % Passing
NOCTI	6	5/83%	3/75%

Links:

[DVHS Course Selection Guide](#) p. 8 and 15

Career and Technical Education

Mark Toussaint, Chair

Highlights

- New equipment Auto Shop: Snap On Versus Scan Tool, Snap On TPMS Scanner
- New Equipment Food Services: Six Burner Stove and Dough Sheeter
- New Equipment Early Childhood: Smart Table
- New Equipment Health Occupations: ResusAnne with Simulation Probes
- New Equipment Electrical Occupations: Solar Panel Unit
- New Equipment Building Trades: Grizzly Vacuum Unit for Dust Control
- New Desktop Computers for Building Trades
- Student District 1 Competitions - Skills USA
 1. Welding Sculpture – Gold Medal
 2. Industrial Motor Control – Bronze Medal
- Student State Competitions - Skills USA
 1. Career Pathways – Agriculture & Food –Gold Medal
 2. Occupational Health & Safety – Silver Medal
- Guest speakers, trips, innovative programs
 - Automotive – Tom Banks – Custom Airbrushing Seminar

 - Early Childhood – Pediatric 1st Aid certification from North Hampton CC
 How to teach preschoolers about “Good Touch Bad Touch” from SafeHaven
 Luanne Genovas to explain the importance of confidentiality.

2013-14 DVHS Course Data

Course Title	Enrollment	Sections	Avg. Class Size	2013/14 #/% Passing	2012/13 #/% Passing
Early Childhood Ed 1	29	2	15	29/100%	35/97%
Building Construction	39	2	19	38/97.4%	39/100%
Automotive Mechanics	53	2	26	52/98.1%	54/100%
Food Service	40	2	20	40/100%	37/98.8%
Electrical Occupation	20	2	10	20/100%	27/96.5%
Marketing & Business	15	1	15	15/100%	10/91%
Health Occupation	40	2	20	40/100%	42/98%

2013-14 DVHS Testing Data

Name of Test	# of Exams Given	#/% Passing 2013/14	% Passing 2012/13
NOCTI	64	Competent 13/20% Advanced 49/77% Total 62/97%	67.3%
PA State Inspection	6	3/50%	40%

Links: [DVHS Course Selection Guide](#) Career Technology p. 11



English

Jacqueline Weston, Chair

Highlights

- **Staff**
 - Mr. Andrew Crawford did an outstanding job teaching Crystal Wummer's classes while she was out on maternity leave through the end of the school year.
 - Jackie Weston was asked to return again this summer to Harrisburg in August sit on the Keystone Item Review Committee.
 - Ernie Sandonato and Bryan Pol attended a memorial reading for Seamus Heaney on November 11.
- **Awards and Competitions**
 - **Reading Team** – The Delaware Valley Reading Teams give the opportunity of encountering new books to students. Each team of approximately ten students are faced with the task of reading 45 books and answering questions based on those books. Three teams from Delaware Valley High School participated in the Colonial IU Reading Olympics in April. Mrs. Boyces's team took first place in the competition, winning signed copies of *My Sister's Keeper* by Jodi Picoult.
 - **Read-a-thon** – DVES and DVHS partnered with the Wayne Pike Adult Literacy Program in an effort to raise funds to help support WPALP's many programs. Our students raised \$2300.
 - **Rotary Club Essay Contest** – A number of our students participated in the Milford-Matamoras Rotary Club Essay Contest. Students developed essays in accordance with the following prompt: "Engage Education, Change Lives." They were required to write a 250-300 word essay describing what the theme of education meant to them. The first-place essay advanced to the regional competition and the top three receive monetary prizes. This year's Rotary Essay Winners were:
 - First place: **Aiden Rubenstein**
 - Second place: **Nicoletta Cuccio**
 - Third place: **Kali Ziolkowski**
 - **Brown Book Award** – This award, which includes an automatic interview at Brown University, is given to the junior with the most highly developed verbal and written communication skills. **Cathy Li** received the award this year.

- **English Proficiency Award** – This award goes to the strongest senior English student. Department members donate money to give the student a monetary award. This year’s award went to **Julia LiMarzi**.
- **Alumni News** – After taking a written test and partaking in the interview process, Miranda Zinn who is currently studying at Penn State was welcomed into the candidate program for *The Collegian*, Penns State’s student news publication. She made sure to write Mrs. Lordi to let her know that she “couldn’t have done it without [Mrs. Lordi] and the *DelAware*.”
- **Student Work in Print**
 - Once again this year, several students’ book reviews were published in the **Pike County Courier’s Children’s Edition**. The books reviewed ranged from novels read in class such as *Stargirl* and *The Giver* to new young adult favorites such as *Divergent* and *The Fault in Our Stars*. Many students had their six-word memoirs featured in the centerfold of the school literary magazine. Finally, two students wrote very persuasive essays on opposing sides of the debate regarding whether college athletes should be paid. These essays were published in the final edition of the school newspaper.
- **Trips**
 - **Susquehanna Writing In Action Day** - Each fall, the Writers Institute and the English Department of Susquehanna University offer workshop sessions for high school seniors who visit campus for the day. A nationally known writer speaks on the writing process and answers student questions. Recent workshops have been given in fiction, poetry, creative nonfiction, playwriting, screenwriting, journalism, sports writing, memoir and the college essay. Mr. Evan Bates took some of DV’s seniors in the fall for a great day.
 - **Annual Trip to the Times Herald Record** – The Sunday before the senior edition is published, Bryan Pol and Leslie Lordi took the 15 seniors on staff to the Times Herald Record in Middletown, NY. They were able to take a tour of the facilities and watch the 32-page senior edition print. It is a fantastic trip. They also enjoyed dinner and ice cream.
 - **ESPN Trip** - On Saturday, March 1, Delaware Valley High School journalism students traveled to Bristol, Conn. to tour the ESPN facility. DV alumnus Ryan Balton, a camera, jib and Steadicam operator for ESPN, met the students and journalism adviser Mrs. Leslie Lordi for lunch at the facility and then escorted them to their tour guide. Their guide showed them around the facility and the group of journalism students were able to spend some times taking photos in some of the studios. They were able to

meet and talk to Jonathan Coachman, Seth Greenberg and Bruce Pearl. The journalism seniors who were able to attend were Erin McNeely, Anna Chamberlin, Nate King, Grace Farrell, Jenny Wisniewski, Alyssa Kelly, Marisa Balcarcel and Jessica Balcarcel. “This was a once in a lifetime trip,” Mrs. Lordi said. “We had an amazing time, and I don’t think these students will ever forget this experience.”

- **Special Moments**

- **Poem-in-Your-Pocket Day** – To celebrate National Poetry Month, both middle schools take time out to immerse students in the wonderful world of poetry.
 - Each April, in recognition of National Poetry Month, the middle schools celebrate Poem-in-Your-Pocket Day. Students spend several class periods reading poems by a broad variety of authors and then select those that they would like to share; they also complete an activity called “Tickets to Poetry,” in which they receive ten tickets and write a favorite word on the back of each one. On the big day, the students read their selections to adults throughout the school, and the hallways resonate with the music of poetry. During language arts class, students take part in a “poetry café,” where they sit at “tables” covered with colorful art paper; each table group is given a random assortment of word tickets, which they use to create nonsense rhymes on the “tablecloths.” The café also includes an open mic, bongo drums for accompanying the poetry readings, and, of course, refreshments. This year the celebration was especially festive, with students donning fedoras and feather boas as they shared their poems. A good time was had by all; these activities serve as a whimsical and much-needed release from the rigors of the PSSA testing that students had just completed.
- **Holocaust Unit**
 - This was our fourth year using the College Board’s SpringBoard Pre-AP Program, with its emphasis on a framework of collaboration, metacognition, and shared inquiry using explicit strategies to improve reading, writing, speaking and listening skills. We continued to expand the use of nonfiction, both with stand-alone texts and with supplementary text sets.
 - The culmination of this instructional framework is clear in the fourth quarter in-depth study of the Holocaust. After researching and sharing important background information, students are placed in academic book clubs, or Literature Circles, where they read and

discuss personal narratives written by Holocaust survivors. The personal narratives include such nonfiction classics as *Night* by Elie Wiesel and *I Have Lived a Thousand Years* by Livia Bitton Jackson as well as the brilliant new novel *The Book Thief* by Markus Zusak; this year we added the recently published memoir *The Boy on the Wooden Box* by Leon Leyson, the youngest person on Schindler's List. Student discussions are structured around five role assignments: the Reporter, who prepares a summary of the reading assignment to start the discussion; the Discussion Leader, who prepares questions to "seed" the discussion; the Diction Detective, who selects powerful quotes from the reading assignment; the Bridge Builder, who identifies connections between the text and other texts, personal experiences, and real world situations; and the Artist, who creates some sort of visual image of an important incident from the reading assignment. Since the Literature Circles meet five times and discuss a different portion of the text each time, each group member has the opportunity to play all five roles. In addition to their role assignments, students complete dialectical journal pages before each discussion, selecting and commenting on powerful passages from the reading assignment. At the end of each discussion, they rotate these pages within the Circle and respond to each other's comments; students find this activity especially meaningful.

- After the final book discussion, students remain in their Literature Circles and work together to create a multi-genre project based on their reading and study of the Holocaust. Each group chooses one of three categories: a family album, a poetry anthology, or an underground newspaper; students then work within the conventions and formats of genres from the category to assemble a binder that includes a cohesive title page, visual and print pieces that reflect the group's book and its historical period, and a one-page reflection from each group member on all aspects of the unit. Finally, the projects are shared and celebrated using a Feedback Carousel, during which students have an opportunity to peruse and respond to their peers' work, leaving comments on colorful "sticky notes" in three categories: Applause, Questions, and Suggestions.
- The Holocaust Unit takes up the lion's share of the fourth quarter; however, it is time well spent in that it allows the students to work both individually and collaboratively to better understand this disturbing but very important historical period.

- **Combo Debates** – The annual debates of the Combined English/History program (grades 9-11) were once again a success. In an attempt to put forth the most convincing argument, students wrote persuasive speeches and thought provoking questions. During the debates, students faced global issues in an attempt to better understand the world in which they reside. They also worked on speaking and listening skills as addressed by the Pennsylvania Core Standards.
- **Combo Picnic** – To celebrate a year of hard work and dedication and to highlight camaraderie, the cornerstone of the Combo experience, the Combo teachers organize a picnic at the end of each school year for the Combo students in grades 9-11 and our twelfth grade alumni. It is an opportunity to come together, share memories, and build our team for the future.
- **Keystone Remediation Pizza Party** – Eleventh grade students who took part in the department’s remediation program were rewarded with lunch a few days before the exam. This was a great opportunity for students to receive some last minute encouragement and support from their teachers.
- **Keystone Breakfast** – Eleventh grade retakers and tenth grade students in Literacy II/Concepts of English 11 were given breakfast the mornings of the Keystone Exam. This gave our students in need of the most support and encouragement the chance to get a “pep talk” before they headed out with full stomachs to take the exam.
- **Giving Back**
 - **Combo Pay it Forward Challenge:** Led by the eleventh grade Combo class, students in Combo were asked to reflect on the sacrifice they saw while watching “The Man in the Red Bandanna” and “New York Says Thank You” and decide what their last hour looked like. In the spirit of making a difference and paying it forward, they were then challenged to do one good deed each day and keep a journal about these “random acts of kindness.”
 - **Combo 11** – Each year Combo 11 travels to a local facility for the aging during the holidays to spread a little cheer. They bring cookies they baked and sing songs with the residents. It’s a very special day.
 - **Combo 9** – Alex’s Lemonade – The freshman Combo class sold lemonade again this year to raise money to help fight childhood cancer.
 - **WPALP Yard Sale** – Combo 9 collected items for the yard sale which helped raise funds for WPALP.





Rotary Club Essay Contest
Pictured (from left to right) – junior Aiden Rubenstein (1st place), junior Nicoletta Cuccio (2nd place), junior Kayli Ziolkowski (3rd place)



Annual Trip to the Times Herald Record
Journalism II



ESPN Trip
Journalism II

2013-2014 DVHS Course Data

Course Title	Enrollment	Sections	Avg. Class Size	#/% Passing 2013/14	#/% Passing 2012/13
English 9	190	8	24	167/88%	202/91%
Advanced English 9	126	5	25	126/100%	95/100%
Concepts of English 9	49	2	24.5	42/86%	31/97%
Combined English/History 9	22	1	22	22/100%	29/100%
English 10	208	9	23	197/95%	196/94%
Advanced English 10	104	5	20	102/98%	120/100%
Concepts of English 10	39	2	19.5	35/90%	43/83%
Combined English/History 10	16	1	16	16/100%	26/100%
American Literature	194	8	24	191/98%	209/92%
Advanced American Literature	39	2	19.5	38/97%	49/100%
Concepts of American Literature	51	3	17	44/86%	32/68%
Combined American Literature/History 11	21	1	21	21/100%	20/100%
AP Language and Composition	95	5	19	95/100%	61/100%
English Literature	220	9	24	218/99%	262/97%
Advanced English Literature	41	3	14	41/100%	64/100%
Concepts of English Literature	38	2	19	37/97%	55/100%
AP Literature	69	3	23	69/100%	56/100%
Effective Writing – Elective	36	2	18	35/97%	34/87%
Journalism I – Elective	48	2	24	46/96%	33/97%
Journalism II – Elective	22	1	22	22/100%	22/100%

2013-14 DVHS Testing Data

Name of Test	# of Exams Given	#/% Passing 2013/14	% Passing 2012/13
Keystone Literature Grade 11	501	363/88%	85%
AP English Lit	67	47/70%	76%
AP English Composition	95	66/69.5%	76%

2013-14 DVMS Course Data

Course Title	Enrollment	Sections	Avg. Class Size	#/% Passing 2013/14	#/% Passing 2012/13
Reading 6	89	3	30	86/97%	n/a
Language Arts 6	89	3	30	86/97%	n/a
Advanced Reading 6	61	3	20	61/100%	n/a
Advanced Language Arts 6	61	3	20	61/100%	n/a
English 7	88	4	22	84/95%	106/99%
Advanced English 7	61	3	20	61/100%	69/100%
Reading 7 (Remedial)	27	4	7	27/100%	34/100%
English 8	97	5	19	96/99%	70/100%
Advanced English 8	80	4	20	80/100%	96/100%
Reading 8 (Remedial)	35	4	9	33/94%	35/100%

2013-14 DVMS Testing Data

Name of Test	# of Exams Given	#/% Passing 2013/14	% Passing 2012/13
Grade 6 PSSA Reading	158	134/84.8%	n/a
Grade 7 PSSA Reading	165	149/90.3%	90.76%
Grade 8 PSSA Reading	178	175/98.3%	90.67%
Grade 8 PSSA Writing	177	160/90.4%	90.15%

2013-14 DDMS Course Data

Course Title	Enrollment	Sections	Avg. Class Size	#/% Passing 2013/14	#/% Passing 2012/13
Language Arts/ Reading 6	146	6	24	146/100%	145/100%
Advanced LA/ Reading 6	48	2	24	48/100%	56/100%
English 7	138	6	23	134/97%	160/99%
Advanced English 7	63	3	21	63/100%	64/100%
Reading 7 (Remedial)	33	2	17	33/100%	45/100%
English 8	148	6	25	145/98%	133/95%
Advanced English 8	60	3	20	60/100%	58/100%
Reading 8 (Remedial)	50	3	17	50/100%	16/100%

2013-14 DDMS Testing Data

Name of Test	# of Exams Given	#/% Passing 2013/14	% Passing 2012/13
Grade 6 PSSA Reading	203	162/79.8%	84%
Grade 7 PSSA Reading	208	190/91.3%	82.5%
Grade 8 PSSA Reading	226	203/89.8%	87.5%
Grade 8 PSSA Writing	225	166/73.8%	74.8%

Links:

[DVHS Course Selection Guide](#) –

- English Offerings – page 19
- Interdisciplinary Offerings – page 27

[MS Course Selection Guide](#) – PG 1-3

Family and Consumer Sciences

Beth Pavinich, Chair

Delaware Valley High School Highlights

- Guest Speaker, Tricia Woerner, from the Culinary Institute spoke to Intermediate and Gourmet Foods Classes-October
- Intermediate Foods Classes prepared food for Senior Citizens Dinner June

2013-14 DVHS Course Data

Course Title	Enrollment	Sections	Avg. Class Size	#/% Passing 2013-14	#/% Passing 2012-13
Intermediate Foods A	194	9	22	192/99%	223/99%
Intermediate Food B	146	7	21	144/99%	176/100%
Gourmet Foods	160	7	23	158/99%	209/99%
Housing and Design	33	2	16	30/91%	36/95%
9 Grade FACS	400	17	24	398/99%	353/99%
Parenting Skills	93	5	19	88/95%	84/92%

Delaware Valley Middle School Highlights

- The 8th Grade Family & Consumer Sciences prepared cupcakes for our 1st ever Cupcake Wars. Students selected unique recipes for both their batter and icing which was used to create some unique creations. These chefs also made healthy food substitutes within their cupcake batter. Students decorated their cupcakes using various toppings and colored frosting. Students designed cupcakes with themes such as “The Hungry Hungry Caterpillar”, “America”, “Chocolate Strawberry”, and “Summer 2014”.
- The Delaware Valley Middle School Cooking Club put their cooking knowledge into effect as they prepared homemade Shepard’s Pie for the Ecumenical Food Pantry of Pike County. The student chefs browned over 20 pounds of hamburger meat, cooked vegetables, prepared gravy, as well as mashed over 20 pounds of potatoes. On Thursday, students packaged up their recipe to create 62 containers for the Food Pantry. The DVMS Cooking Club members worked extremely hard and were enthusiastically proud of their contribution. On behalf of their advisor, Miss. Sikora and the Ecumenical Food Pantry of Pike County, we would

like to thank the students for helping their community in such a positive and impactful way.

- Mr. Joseph Bunk & Mrs. Janet Bright visited the 7th grade FACS classes from the local branches of Wells Fargo Bank. Mr. Bunk & Mrs. Bright spoke with Miss. Sikora's classes regarding bank accounts, interest rates, building good credit, how to open up a bank account, and various other topics. They were a fantastic conclusion to the Hands on Banking online program provided by Wells Fargo.

2013-14 DVMS Course Data

Course Title	Enrollment	Sections	Avg. Class Size	#/% Passing 2013-14	#/% Passing 2012-13
7 th Grade FACS	158	8	20	158/100%	178/100 %
8 th Grade FACS	96	4	24	96/100%	81/100 %

2013-14 DDMS Course Data

Course Title	Enrollment	Sections	Avg. Class Size	#/% Passing 2013-14	#/% Passing 2012-13
7 th Grade FACS	209	11	19	208/99%	211/100%
8 th Grade FACS	153	7	22	153/100%	126/100%

Links:

[DVHS Course Selection Guide](#) p. 23

[DDMS AND DVMS Course Selection Guide](#) p. 10 and 12

Guidance Wanda Holtzer, Chair

A. STUDENT PROGRAM DATA – POST SECONDARY PLANS

Class	Graduates	2 and 4 year College/University	Other Education	Employment	Military	Other
Class of 2014	409	299	23	46	30	11
Class of 2013	459	354	30	49	24	2
Class of 2012	416	364	9	19	24	0
Class of 2011	437	352	19	24	37	0

The Delaware Valley High School Guidance Department continues to have an ongoing commitment to building relationships with various colleges and programs of post-secondary education. Admissions representatives visit the high school in the fall and spring to meet with seniors and juniors to aid our students in the college exploration process. Two Instant Admit Days were held this year one with East Stroudsburg University and Wilkes University. There were approximately 70 students who participated in the process. A Senior Parent Financial Aid Night and Junior Parent Informational Night were held to assist parents and students in the financial aid and college admission process. A financial aid workshop was held to assist parents and students in the process. Participants were able to bring in their financial paper and complete the actual financial aid process.

B. STUDENT PROGRAM DATA – DISTRICT DROPOUT RATE

Year	Delaware Valley High School
2012-2013	1.57%
2011-2012	0.81%
2010-2011	1.05%
2009-2010	0.48%

Students withdraw and become a part of the statistics; some reregister at a later time and complete their graduation requirements. Others chose to take the GED exam to complete their education requirements.

GUIDANCE HIGHLIGHTS

- The elementary counselors provide guidance classes to students in Kindergarten through Fifth grade. Topics covered include Caring, Sharing and Respect; Good Manners, Telling the Truth, and Working Together; Self-Discipline; Bullying; and Career Choices to name a few.
- Elementary counselors participated in ESAP and IST meetings with parents to aid identified at risk students.
- Elementary counselors coordinated PSSA's at their respective schools.
- Elementary and middle school counselors complete and coordinate KBITs and Connors Scales for individual students as needed
- The middle school counselors coordinated PSSA's and Keystone exams for their respective schools
- Middle school counselors conducted 6th grade orientation programs for parents and students who will be entering their buildings in the fall of 2014-2015 school year. Advised Warrior Ambassadors Club to assist with orientation program. (current student group assisting new students with tours, lockers and lunch buddies)
- Middle school counselors provided and coordinated Johns Hopkins information to appropriate students and parents.
- Middle school counselors conducted a Career Day for all 8th graders. Speakers were arranged, students surveyed and session meeting times were setup to assure all students met with a variety of speakers within their interest area.
- Middle and high school counselors participate in SAP and conduct interventions with students and parents.
- Our school social worker participated and completed Truancy Elimination Program for middle school students.
- School social worker promoted and incorporated Alateen in the high school, updated the Bully Tip line for the district, and maintained the provider resource list to give to families in need of services.
- The school social worker worked in coordination with the counselors, administrators, community agencies, students and parents on all aspects of assisting to promote academic success, open communication and resources within and outside the school.

- Individual and group counseling was provided to decrease academic distractions and promote better coping skills as well as choices that would enhance daily living by our school social worker at the middle school and high school level. Some of the groups included grief group, Girls self-esteem, Motivating for Success to promote better study habits and awareness of personal responsibility for good and bad grades.
- The high school counselors were responsible for the state wide testing for students in grades 9–12. Students needing to retake the Keystone Exam were tested in the winter session. Students needing to retake and those who completed coursework in Algebra 1, Literature and Biology were administered the Keystone exam in the spring session.
- All sophomores and juniors were given the PSAT/NMSQT exam in October.
- High school counselors held a Career Day for sophomores with various speakers covering numerous careers. Ranging from cosmetology, engineering, pharmacology, police officer, nursing, accounting and psychotherapy to name a few.
- Career groups in the 9th grade level were conducted using the Harrington O'Shea Interest Inventory and the Strong Interest Inventory was utilized with the 11th grade students. High school counselors organized the administration of the ASVAB test to interested students.
- The high school guidance counselors administered 901 AP exams to students in 24 subject areas over a period of 14 days.
- High school counselors interviewed and organized students for various community leadership camps, Rotary Exchange program.
- High school counselors work with student-athletes on the NCAA Eligibility process to ensure students are meeting all eligibility for their sports
- High school counselors proctored placement test for seniors for college
- Senior counselors process all college applications and transcripts for students when applying to colleges
- Counselors at all levels coordinate, participate or conduct the following for their students -
 - Schedule all students (transfer and current) for classes, ensuring proper class placement.

- Work with outside community agencies to provide for the safety and well-being of our students.
- Maintain student files and records.
- Conduct new student orientation
- Participate in IEP meetings.
- Meet with parents, teachers, administration and students to discuss various topics.
- Provide groups for different topics including anger management, home and family, grief and loss, self-esteem, healthy relationships, changing families, academic success, transition and coping skills.
- Coordinate Chapter 15s and Gifted IEPs for students.
- Work with teachers, parents and students in assisting at risk students.
- Organize and monitor homebound instruction.
- Provide individual counseling and peer mediation
- Coordinate with counselors of all schools for incoming students and needs of specific students.
- Responsible for students entering and participating in DV Cyber Academy
 - Parent meetings and communication
 - Academic schedule
 - Monitoring student progress
- Coordinate with school staff on crisis situations including parent meeting and treatment options
- Review the Out of District Placed Students, Foster Students listing, homeschool and other cyber school listings.
- Work with students and parents on attendance issues
- Provide summer school information to students in need



HEALTH & PHYSICAL EDUCATION K-12

Dolores Brennan-Cairl, Chair

ELEMENTARY HEALTH & PHYSICAL EDUCATION

DINGMAN DELAWARE PRIMARY SCHOOL

Highlights:

- Mr. Klein and Mrs. Donnelly continue to incorporate Language Arts and Mathematics into the Physical Education classes through Action Based Learning activities.
- The school board was invited into the gym to see the action based learning activities in progress. The school board members that were able to visit and shared their observations at a school board meeting.
- Community Daycare providers and Preschool teachers visiting DDPS stopped by the gym to see and hear about the action based learning activities.
- Many Kindergarten students participated in Sports Day where they received a medal for filling their task card by completing each station.
- Mr. Klein and Mrs. Donnelly organized field days for Pre-K, Kindergarten, First and Second grades which consisted of a variety of stations activities and challenges.
- Assisted in the organization of “Apple Crunch Day” in September.
- Assisted in the organization of “Walk at School Day in October.
- Mr. Klein and Mrs. Donnelly continue to incorporate technology into the Health curriculum through Smart Board activities.



2013-14 DDPS Course Data

Course Title	Enrollment 2013-14	Sections 2013-14	Avg. Class Size 2013-14	#/% Passing 2013-14	#/% Passing 2012-13
PE-K	150	7	22	150/100%	156/100%
PE-1	158	7	23	158/100%	178/100%
PE-2	173	7	25	173/100%	167/100%

Course Title	Enrollment 2013-14	Sections 2013-14	Avg. Class Size 2013-14	#/% passing 2013-14	#/% Passing 2012-13
HE-K	150	7	22	150/100%	156/100%
HE-1	158	7	23	158/100%	178/100%
HE-2	173	7	25	173/100%	167/100%



DINGMAN DELAWARE ELEMENTARY SCHOOL

Highlights:

- Jump Rope challenge: All grades
- Push Up Competition (with Prizes): All grades
- Field Days for all grades: including a 50 yard dash competition for all grades
- Intramurals: All grades
- Ski Club: Fifth grade
- Hiking Club: 68 students

2013-14 DDES Course Data

Course Title	Enrollment 2013-14	Sections 2013-14	Avg. Class Size 2013-14	#/% Passing 2013-14	#/% Passing 2012-13
3rd Grade HPE	165	7	23.57	100%	100%
4 th Grade HPE	188	7	23.5	100%	100%
5 th Grade HPE	196	8	24.5	100%	100%

Assessments (Health and Physical Education)

- Written exams
- Homework

DELAWARE VALLEY ELEMENTARY SCHOOL

Highlights:

- All grades participated in a school-wide Field Day event. A competition was held to find the fastest student in each grade. During field day, students enjoyed the bouncy house and the staff took turns in the dunk tank.
- Physical Education unites included Cooperation, Soccer, Football, Volleyball, Basketball, Floor Hockey, Fitness and large group games.
- Health unites included Hygiene, Nutrition, Safety, Exercise and Fitness, Body Systems, Drugs/Alcohol/Medicine and Community Health.
- All students took part in a hula hoop contest. The winner was awarded a bike which was donated by Wal-Mart. The winning student lasted nearly three hours.
- A Winter fest was held that included winter related activities.
- All students took part in the Jump Rope for Heart and Heart Walk. \$1,500 was raised for the American Heart Association.
- Intramurals were held in the morning and afternoon for students in 4th and 5th grade.
- A 3 on 3 basketball tournament was held for 4th and 5th graders to raise money for the boys and girls basketball programs.

2013-14 DVES Course Data

Course Title	Enrollment 2013-14	Sections 2013-14	Avg. Class Size 2013-14	#/% Passing 2013-14	#/% Passing 2012-13
K-HPE	83	4	20.75	100%	100%
First HPE	84	4	21	100%	100%
Second	94	4	23.5	100%	100%

HPE					
Third HPE	73	3	24.3	100%	100%
Fourth HPE	69	3	23	100%	100%
Fifth HPE	88	4	22	100%	100%
Sixth HPE	0	0	0	100%	0

SHOHOLA ELEMENTARY SCHOOL

Highlights:

- Students were able to add their names to a recognition wall for mastery of age specific skills in our many different units.
- Units included Cooperation Activities, Soccer, Dance, Football, Volleyball, Basketball, Bounce and Balance, Floor Hockey, and Fitness.
- Over 100 students in 4th and 5th grades participated in a 3 on 3 Basketball Tournament.
- Field Day includes competition to determine the fastest girl and boy from each grade level K-5.
- All grades participated in our Harvest Hoedown where students squared danced with their parents. They also danced to the Cha-Cha slide, Macarena, Cotton-Eyed Joe, Gangnam Style and Cupid Shuffle.
- Over 100 students attended morning and afternoon intramurals offered to grades 3-5.
- Seventy-five students in grades 3-5 participated in an afterschool Running Club.
- An afterschool Fun Run was held for grades K-5.
- Mat Ball. Indiana Jones and Balloon Activities/Relays were included as fitness activities at our annual Reading Incentive Sleepover for grades 3-5.
- Over 100 participated in the Milford-Matamoras Rotary Hoop-Shoot and raised over \$8,000 for local charities.

2013-14 SES Course Data

Course Title	Enrollment 2013-14	Sections 2013-14	Avg. Class Size 2013-14	% Passing 2012-13	% Passing 2013-14
K-HPE	64	3	21.33	100	100
1 st -HPE	71	3	23.66	100	100
2 nd -HPE	71	3	23.66	100	100
3 rd -HPE	82	4	20.5	100	100
4 th -HPE	75	3	25	100	100
5 th – HPE	92	4	23	100	100
6 th -HPE	0	0	0	100	0
*Adapt PE	15+/-	1	15 +/-	100	100

*Adaptive students are counted as part of their regular class. Some adaptive students do additionally take Physical Education with their regular classroom.

** Those adaptive students that can will participate in Health class with their regular class.



DINGMAN DELAWARE MIDDLE SCHOOL

Highlights:

- Most of the sixth grade students participated in a 15 minute run at the end of the year. 30 students earned their 15 minute run certificate.
- The sixth grade Field Day was organized by Mrs. Snyder. It consisted of various activities including: Ping Pong, Just Dance, Relay Races, 40 Yard Dash competition, Whiffleball Competition, Water Balloon Toss, Kickball competition and a Bucket Brigade Water Relay.
- The seventh grade Field Day was organized by Mr. Holdredge. It consisted of Relay Races, 40 Yard Dash competition, Kickball competition, Capture the Flag competition, Water Balloon Toss, Gold Rush and Volleyball.
- The eighth grade Field Day was organized by Mr. Wolff. It has two major competitions with a final champion in each. They are Kickball and Volleyball.
- One of our main goals this year was to focus on the proper technique for pushups. We utilized the 90 degree push up as our guide. The students responded wonderfully with many of them being able to accomplish pushups with the correct technique.
- The Fitness Gram fitness grant continues to be established.
- D.A.R.E. Participation: All 220 7th graders participated in D.A.R.E.

2013-14 DDMS Course Data

Course Title	Enrollment 2013-14	Sections 2013-14	Avg. Class Size 2013-14	#/% Passing 2013-14	#/% Passing 2012-13
HPE 6	211	8	24	211/100%	224/100%
HPE 7	220	11	20	219/100%	227/99%
HPE 8	231	10	22	231/100%	203/100%

2013-14 DDMS Fitness Testing Data

Name of Test	# of Students Tested 2013-14	#/% Passing 2013-14	#/% Passing 2012-13
Pacer	657	348/53%	121/60%
Push Ups	656	369/56%	12/63%
5 Minute Jog	219	171/78%	158/79%
Curl Up	34	16/47%	N/A
Flexibility	103	63/62%	N/A

[DDMS Course Selection Guide](#): pages 10 (8th grade), 12 (7th grade), and 14 (6th grade).



DELAWARE VALLEY MIDDLE SCHOOL

Highlights:

- All students participated in Red Ribbon Week's Jump Away from Drugs. Students in Physical Education classes had contests all week to see who could jump rope the longest. The students were able to write their names on a banner afterwards.
- Staff and students participated in a Staff v. Students basketball game. Members of the DVS basketball teams competed in a basketball game against teachers and faculty at a pep rally in front of the DVMS student body. The money raised was given to the American Heart Association.
- Students raised money for the Milford/Matamoras Rotary Club. DVMS students participated in the Rotary Hoop Shoot. The money raised provides services and scholarships to local students. Superintendent John Bell came to talk to the students about the club and why it is so important. Students raised money through pledges by their friends and families and then had three minutes to shoot and make as many baskets as they could. Afterwards, Mr. Bell organized pickup basketball games with the students. The students had a blast!
- Congratulations to the 48 out of 66 students in Miss Farley's class that achieved either 5 out of 6 or a 6 out of 6 FITNESSGRAM tests in the Healthy Fitness Zone. These students all received a Presidential Youth Fitness Award.
- Mrs. Crawford's 5th period 6th grade physical education class participated in peer observation assessments during their Basketball unit.
- Mrs. Crawford created two bulletin boards for the DVMS students and staff to enjoy. The interactive bulletin board demonstrated what the DVMS staff does to stay fit. The other bulletin board celebrated the Winter Olympics in Sochi, Russia. A medal count was recorded on the board every day.

2013-14 DVMS Course Data

Course Title	Enrollment 2013-14	Sections 2013-14	Avg. Class Size 2013-14	#/% Passing 2013-14	#/% Passing 2012-13
HPE 6	156	6	26	156/100%	0
HPE 7	163	6	27.1	163/100%	189/100%
HPE 8	119	6	19.83	119/100%	192/98.9%

FITNESSGRAM DATA

2013-14 Sixth Grade: Miss Farley and Mr. Stark

Test Name	Number of tests given 2013-14	#/% Passing 2013-14	% Passing 2012-13
Aerobic Capacity	104	88/84.6%	0
Push Up	104	90/86.5%	0
Curl Up	104	104/100%	0
Sit & Reach	104	31/29.8%	0
Trunk Lift	104	104/100%	0
Body Mass Index	104	70/67.3%	0
Passing 5/6 or 6/6 Tests	51 (Farley)	38/74%	0

2013-14 Seventh Grade: Mr. Stark

Test Name	Number of tests given 2013-14	#/% Passing 2013-14	% Passing 2012-13
Aerobic Capacity	28	22/78%	0
Push Up	28	24/85%	0
Curl Up	28	28/100%	0
Sit & Reach	28	18/64%	0
Trunk Lift	28	28/100%	0
Body Mass Index	NA	NA	NA
Passing 5/6 or 6/6 Tests	NA	NA	NA

2013-14 Eighth Grade: Miss Farley and Mr. Stark

Test Name	Number of tests given 2013-14	#/% Passing 2013-14	% Passing 2012-13
Aerobic Capacity	37	24/64.86%	0
Push Up	35	30/85.7%	0
Curl Up	35	35/100%	0
Sit & Reach	NA	NA	NA
Trunk Lift	22 (Stark)	22/100%	0
Body Mass Index	15 (Farley)	12/80%	0
Passing 5/6 or 6/6 Tests	15 (Farley)	9/60%	0

[DVMS Course Selection Guide pages:](#) pages 10 (8th grade), 12 (7th grade), and 14 (6th grade)





DELAWARE VALLEY HIGH SCHOOL

Highlights:

- Miss Simonsen teaches 6 units in Physical Education 9. These units include badminton, strength training and conditioning, volleyball, soccer, tennis and flag football. Students are required to learn the skills and rules for each game as well as referee tournaments, watch and describe defensive strategies used in a game, and complete technical writing activities to describe a particular athletic skill. Students also set personal fitness goals and a wellness routine.
- Officer Moglia and Officer Gaughan assist Ms. Simonsen in teaching the drug and violence prevention portion of the class using the “Too Good for Drugs and Violence” curriculum in our Health 9 classes. This is an interactive and hands on curriculum that uses a variety of learning strategies to teach topics such as assertive behavior, communication skills, relationship building refusal skills, decision making skills and conflict resolution skills.
- Miss Farley has organized and executed multiple tournaments in her classes. The first semester tournaments and winners are as follows: Tennis Christopher Barbaro and Sean Prudhoe; Pickle ball 12th grade: Sean Prudhoe and Jovan Russotto; 9th grade Pickle ball: Hayden Thompson and Sean Moran; 12th grade Badminton: Robert Weatherly and Jake Feiman; 12th grade Volleyball: Marissa Balcarcel, Cassidy Anderson, Sean Prudhoe, Jovan Russotto and Jesse Feiss. The second semester tournaments and winners were: 11th grade Ultimate Frisbee: Angelo Matz, Matthew Wagner, Roberto Martinez and Tyler Martin; 11th grade Tennis: Alex Byron and Miss Farley; 12th grade tennis: David Krause first place and Dana Hunt and Alex Richter were second.
- Physical Education: Semester 2: Miss Farley’s and Mr. Holtzer’s third period classes competed in a volleyball tournament. Teams competed in a round robin style play and the playoffs were double elimination. Seniors David Krause, Adriel Garcia, Cody Stires and Junior Shane Hartey won the tournament.
- CPR: Miss Farley’s and Mrs. Miller’s seniors are ready to save Lives. Would you know what do to in a cardiac, breathing or first aid emergency? The right answer could help you save a life. With an emphasis on hands on learning, the American Red Cross First Aid/CPR/AED courses give our students the skills to save a life.
- Congratulations to one of Mr. Ossont’s senior CPR students, Felix Valentin, who was credited with saving the life of a school nurse who exhibited the universal choking sign. Felix’s quick thinking and the skills that he learned in his 12th grade CPR class helped save the life of a fellow caregiver.
- Congratulations to the 22 out of 73 students in Miss Farley’s first and second semester classes who achieved either a five out of six or a six out of six in the

healthy fitness zones on the Fitnessgram tests which are part of a three year grant that Delaware Valley High School, Middle School and Dingman Delaware Middle School will participate in.

2013-2014 DVHS Course Data

Course Title	Enrollment 2013-14	Sections 2013-14	Avg. Class Size 2013-14	#/% Passing 2013-14	#/% Passing 2012-13
PE 9	344	18	19	98%	341/99%
Health 9	335	16	20.9	330/99%	311/98%
PE 9 & Health (block)	59	1	59	59/100%	56/100%
PE 10 & DE	394	15	26	392/99.5 %	419/99%
Behind the Wheel	81	NA	NA	80/99%	78/100%
PE 11 & Health	331	17	19.5	329/99%	341/98%
PE 12 & Health	391	19	20.6	390/99%	410/100%
Elective PE	131	23	5.7	130/99%	132/100%
Career Tech PE 11	77	2	38.5	77/100%	75/97%
Career Tech PE 12	60	1	60	60/100%	54/100%
Adapted PE	23	4	5.75	NA	NA
Athletic Training 1 & 2	67	4	16.75	96%	63/97%

2012-13 DVHS FITNESS TESTING/Miss Farley (9th & 12th) and Miss Simonsen (9th)

Name of Test	# of Tests Given	#/% Passing 2012/13	% Passing 2011/12
Push Ups	NA	69%	NA
Curly Ups	NA	83%	NA
Sit & Reach	NA	0%	NA
Mile Run	NA	33%	NA
Pacer	NA	56%	NA

2012-13 DVHS FITNESS TESTING/Miss Brennan's 3rd and 5th period freshmen

Name of Test	# of Tests Given	#/% Passing 2012/13	% Passing 2011/12
Push Ups	39	36/92%	NA
Curl Ups	39	35/90%	NA
Pacer	22	15/68%	NA
Mile Run	37	10/27%	NA

2013-14 DVHS FITNESS TESTING/ Miss Farley's Freshmen

Test Name	Number of Tests Given 2013-14	# of Students Passing 2013-14	% of students passing 2013-14
Aerobic Capacity	14	10	71%
Push Up	14	14	100%
Curl Up	14	14	100%
Sit and Reach	14	8	57%
Trunk Lift	14	14	100%
Body Mass Index	14	9	64%
Passing 5/6 and /or 6/6	14	9	64%

2013-14 DVHS FITNESS TESTING/Miss Simonsen's Freshmen

Test Name	Number of Tests Given 2013-14	# of Students Passing 2013-14	% of students passing 2013-14
Aerobic Capacity	116	61	52%
Push Up	116	85	73%
Curl Up	116	107	92%
Sit and Reach	116	43	37%
Trunk Lift	NA	NA	NA
Body Mass Index	116	74	63%
Passing 5/6 and /or 6/6			





2013-14 DVHS FITNESS TESTING/Miss Brennan's Freshmen

Test Name	Number of Tests Given 2013-14	# of Students Passing 2013-14	% of students passing 2013-14
Aerobic Capacity	49	36	73%
Push Up	49	25	51%
Curl Up	50	46	92%
Sit and Reach	55	31	56%
Trunk Lift	0	0	0
Body Mass Index	52	40	77%
Passing 5/5	5	9 (5 or more tests)	9 out of 49/18%

2013-14 DVHS FITNESS TESTING/ Miss Farley's Juniors

Test Name	Number of Tests Given 2013-14	# of Students Passing 2013-14	% of students passing 2013-14
Aerobic Capacity	15	8	53%
Push Up	15	13	86%
Curl Up	15	14	93%
Sit and Reach	15	10	66%
Trunk Lift	15	15	100%
Body Mass Index	15	9	60%
Passing 5/6 and /or 6/6	15	9	60%

2013-14 DVHS FITNESS TESTING/ Miss Farley's Seniors

Test Name	Number of Tests Given 2013-14	# of Students Passing 2013-14	% of students passing 2013-14
Aerobic Capacity	43	31	70%
Push Up	44	39	88%
Curl Up	44	44	100%
Sit and Reach	44	30	68%
Trunk Lift	44	44	100%
Body Mass Index	44	27	61%
Passing 5/6 and /or 6/6	44	25	56%

[DVHS COURSE GUIDE](#).. pg 32



Library

James Mang, Chair

2013-14 Library Data K-12

Collection Data

Building	Collection size		Average Age		Books Per Pupil	
	2012-13	2013-14	2012-13	2013-14	2012-13	2013-14
DDPS	26,095	27,093	1994	1994	46.5	49
DDES	19,486	18,497	1996	1997	31	28
DVES	39,002	37,133	1995	1995	68.42	70
SES	20,509	18,773	1996	1996	32.58	41
DDMS	21,897	21,914	1995	1995	32.88	33
DVMS	17,247	19,114	1995	1996	44.76	37
DVHS	17,514	17,626	1995	1996	10.39	10.5

Circulation Data

Building	Circulation		Inter-Library Loans		Class Novels	
	2012-13	2013-14	2012-13	2013-14	2012-13	2013-14
DDPS	33,107	27,332	116	143	N/A	N/A
DDES	35,170	32,056	203	193	115 Sets	78 sets
DVES	43,402	38,952	213	96	N/A	39 sets
SES	35,479	28,371	189	251	114 Sets	423 sets
DDMS	11,219	11,627	265	192	N/A	N/A
DVMS	7,600	7,254	355	339	5 Sets	3 Sets
DVHS	7,738	8,292	358	416	N/A	N/A

Library Usage

Building	Classes for Research, in addition to regularly scheduled library classes at elementary level			Classes for book checkout	
		2012-13	2013-14	2012-13	2013-14
DDPS		N/A	N/A	432	13 per wk
DDES		Minimal	3	512	19 per wk
DVES		23/year	15/year	152	14 per wk
SES		Need Basis	20	910	13 per wk
DDMS		370 periods	378-733 lab	126	234
DVMS		806 periods	831 periods	66	N/A
DVHS		642 periods	421 periods	16	6

AVUsage

Building	Laptop Usage		IPad Usage		
	2012-13	2013-14	2012-13	2013-14	
DDPS	N/A	12 classes	72	1,790 Individual	
DDES	N/A	N/A	110	185 cart	
DVES	N/A	5th Grade All Year	38	1 Cart All Year 5th grade 2nd Cart 45 Classes	
SES	N/A	N/A	120	Daily	
DDMS	6715 Periods	7662 Periods	155 Periods	801 Periods	
DVMS	2722 Periods	3425 Periods	173 Periods	638 Periods	
DVHS	675 Periods	786 Periods	313 Periods	334 Periods	

Highlights:

DDPS:

- Produced and directed daily TV News Show
- Produced a variety of film projects including: Bus Driver Appreciation, Holiday Spectacular, Special Olympics, Library Dept. Etc.
- Gifted Field Trip with DVES to Everhart Museum and Electric City Trolley Museum

SES:

- Mr. Ross' Reading Challenge was held!

DDES:

- The library hosted a Betty Birney webcast for the third grade students, who are avid fans of her "Humphrey" series.
- Afterschool Book Club met monthly to discuss a reading selection and enjoy related activities and games.

DVES:

- Gifted Field Trip with DVES to Everhart Museum and Electric City Trolley Museum
- Polar Express day
- Dr. Seuss Day

Primary/Elementary: Students have learned how to be better digital citizens by using technology responsibly and by considering the real-life impacts of their online behaviors.

Our library collections continue to grow and improve; our goal is to connect students with books that will inspire them to be lifelong readers and learners.

DDMS:

- Librarian runs the following clubs and activities:
 - After School Library program
 - Terminology Trivia contest
 - Sound and Lights Coordinator
 - Advisor for Anime/Manga Club
 - Reading Olympics Advisor
- Gifted class was taught by the librarian.

- Librarian work alongside the PTA to present different events. The PTA hosted an assembly “Dream. Dare. Do.,” an inspirational event to encourage kids to follow their own paths and lead good lives. The PTA also hosted a movie night. We showed *The Hunger Games*, in the auditorium, the night before the sequel, *Catching Fire* was released nationwide. We had over 100 students and parents attend. The PTA collected canned food as an entry ticket and supplied free popcorn and drinks. We also hosted *The Avengers* movie night.
- Mrs. Schoenleber and Mr. Batista’s eighth-grade Language Arts classes used the library, computer lab, and laptops to work on a graphic novel project. The classes read *The Giver* by Lois Lowry and came to the library to create a graphic novel based on “The Hero’s Journey,” with scenes taken from the novel. Students had the option to hand draw, create a PowerPoint, or use the iPads to do so. Those who chose the iPads used several different applications, or “apps,” to create the visual imagery. “Brushes,” “ToonPaint,” and “ComicBook” were the three accessed to create effective projects. The students completed their projects and then presented them to the class. The projects on the iPads were shown on the SmartBoard using a connection cable. The hand-drawn projects were projected using a SmartBoard document camera that interfaced with the SmartBoard software and displayed it on the screen.
- The Scholastic Book Fair was held three times to coincide with Parent/Teacher Conferences and Open House. We sold over \$6000 in merchandise at all three book fairs, and I was able to purchase over \$1500 worth of books for the library at no cost to the district.

DVMS:

- Librarian runs the following clubs and activities:
 - Reading Olympics Advisor
 - Spelling bee co-chair
 - School publicity
 - Event photographer.
- Gifted class was taught by the librarian.
- Applied for and was awarded a Kinder Morgan educational grant, with the intent to purchase e-readers for DVMS.
- Held the Scholastic book fair. One hundred books were added to the library’s collection at no cost to the district, based on the profit made. A balance was left to purchase more books throughout the year.
- Organized and judged the Tri-State Spelling Bee.
- Invited a guest speaker, Mrs. Harriet, who is originally from England spoke to the students in the library. She told students about the naturalization process, dual citizenship, differences in English and American government, and cultural

differences. Mr. Sweeney, Mr. Valentine, and Ms. Bachelder all brought their classes to hear her experiences.

- Worked cooperatively with the yearbook staff, taking photos of school events and have submitted several of them to local newspapers, which appeared on a hallway bulletin board featuring newspaper pictures/articles throughout the year.

DVHS:

- The DVHS library was utilized this year for several presentations students including: enlisting into the military, women in engineering and the political aspirations of a former DV student. The library was also used for the Annual Career Day luncheon for the many speakers who were invited to attend.



Mathematics

Kevin DeVizia, Chair

Highlights:

Middle School Students Compete in Marywood Mathematics Competition

Delaware Valley Middle School and Dingman- Delaware Middle School were represented by sixteen students in the annual NPCTM Marywood Mathematics Competition on May 15. These students have earned the honor to compete at a college campus through all of their work and accomplishments in mathematics this year. Eighth grade competitors, all of whom have competed in the past, include Jason Block, Shane Fagan, Andy Greene, and Cindy Li (DVMS) and Dylan Kelly, Lilianna Hendrix, Sophia Festa, Gaaron Goldsmith (DDMS). Seventh grade competitors include Emma Dove and David Marcial (DVMS) and Esther Lee, Melissa Kelleher, Matt Chabak, and Christian Secular (DDMS). First time sixth grade competitors include Darius Bermudez Viccica and Virginia Yost (DVMS). At the competition, our team competed in several different rounds including an individual, group, and relay component. Virginia Yost won a first place medal in the team competition for grades 5/6 and Gaaron Goldsmith won a 3rd place medal in the team competition for grades 7/8. These students have worked hard all year and had a wonderful opportunity to demonstrate those great Delaware Valley math skills!

DDMS Competes at Annual Mathcounts Competition

The Dingman-Delaware Middle School (DDMS) MathCounts Team participated in the chapter competition at Wyoming Valley West Middle School on Saturday, Feb. 8, against 15 other schools from northeastern Pennsylvania. The students spent many hours preparing for the competition, which included a sprint round, target round and a team round, followed by a Jeopardy-style competition for the top 10 Matheletes in the region. Top scorers for DDMS were William Ehlers and Christian Secular. Others who participated were: Michelle Wolf, Michael Newton, Damian Baranowski, Angus Muttee, and Advisor Stacy DeFrancesco.



Two DVMS Sixth Graders to attend STEM Summer Program

Two sixth grade students will be in attendance at this year's National Youth Leadership Forum: Explore STEM representing DVMS. BreAnna Schields and Tyler Diaz were nominated and accepted into the program to explore STEM fields. Both students are outstanding examples of dedicated well rounded individuals who hold academics in high regard. They will attend the NYLF: Explore STEM program at the Philadelphia site and be granted a rear glimpse into cutting edge research currently being investigated in STEM related disciplines.

The National Youth Leadership Forum: Explore STEM is a program geared towards middle school students to introduce them to a variety of fields in science, technology, engineering, and mathematics. Students who attend get to explore these fields through hands-on experiences including interactive simulations, workshops, educational site visits, and shadowing professionals. Students will collaborate with local museum on the use of technology, interact with medical professional to learn basic medical techniques, work to create a sustainability plan by conducting a field analysis of soil and water quality, and simulate the role of an engineer, public health official, or scientist to address a real-life concern in a community. All of this will be guided by professionals in STEM fields, who will offer expert advice to the students.

Three DVHS Students among Top Six at Northeastern Pennsylvania Mathematics Contest

Congratulations to the Mathematics students who competed in the American Regional Math League contest held at Marywood University on March 29. Delaware Valley High School took three of the top six places in the grade 12 division and fifth place in the grade 10 division. Josiah DeVizia was awarded first place in Northeastern Pennsylvania, winning a cash prize and a copy of *Mathematica* software. Sean Prudhoe and Cathy Li took fifth and sixth place respectively. Sophomore Saimun Shahee took fifth place in grade 10. Congratulations to all of our place winners!

DVHS Freshman Earns Statewide Honors in Pennsylvania Statistics Poster Competition

Emma Bobo, a freshman in the Honors Block program this year, has been named a State winner for her Statistics Poster Project, "Do Men Commit More Crime?" Her poster, which organized and analyzed data about our system of criminal justice, showed that men are much more commonly incarcerated than women; but it also showed a trend over the past nearly twenty years that women are slowly but surely closing that difference.

Emma's project has been judged by a panel of statisticians and statistics educators as one of the top few in a field of 524 posters in grades 7-9 across the state. For the tenth straight year, DV has



had at least one freshman earn this honor. Her project will go on for judging at the National level.

Delaware Valley Welcomes Special Speakers in Mathematics

In an effort to educate students about the utility and enjoyment in Mathematics, the Delaware Valley Mathematics Department brought in three very special speakers to present to our students on topics showing how Mathematics applies to the real world and educate them about some career pathways that use Mathematics.

Phil Scinto is a statistician with the Lubrizol Corporation in the Cleveland, Ohio area. He visited Delaware Valley on November 25 and spoke to a wide range of DV students in Algebra 2, Precalculus, and some other Mathematics subjects. His presentation included examples of work for statisticians in industry, as well as some useful tools in statistics. He also presented at a separate luncheon to Statistics and Biology students about his research in Biometrics. His visit to DVHS was funded by the American Statistics Association as part of the 2013 International Year of Statistics.



Brian Cole is a nuclear physicist and professor at Columbia University and was part of the worldwide team that discovered the Higgs Boson, widely accepted as the single most significant advance in Physics since relativity. In October he spoke to students enrolled in the Honors and AP Mathematics and Science classes about the Mathematics, Statistics, Technology, and Physics involved in the identification and discovery of the Higgs Boson. Dr. Cole also returned as a special guest and interviewed students at the Honors Block program's Independent Project Presentations in May.



Matthew Benintendo, a criminalist with the New York City Police Department, spoke with students about the Mathematics and Science involved in his work in solving crimes and identifying human remains in his work in the New York City metro area. Matt shared real-life stories of cases he has solved in his work and how Mathematics and Science contributed to his work.



Students helping Students: The DVHS Peer Math Tutoring Program

The Mathematics Department continued to offer our very successful Peer Math Tutoring Program. This program enlists the help of students who have mastered Mathematics concepts and are willing to help their peers who may be struggling with learning them or may have missed class time and need to catch up in their coursework. Many students have shared how much the program has helped them.

This year, over thirty students gave over 400 hours of tutoring to the many students who attended on Wednesdays after school. Members of the DV Mathematics Department oversee the program and help match tutors with tutees, while providing spot help where necessary.



2013-14 DVHS Course Data

Course	Total Enrollment	Sections	Avg Class Size	Passing	% Passing 2013/14	% Passing 2012/13
Alg1	118	6	19.67	115	97.46%	90.91%
Alg1A	32	2	16	31	96.88%	N/A
Alg1B	116	6	19.33	107	92.24%	N/A
Geometry Honors	59	2	29.5	59	100.00%	100.00%
Geometry Academic	72	4	18	71	98.61%	98.00%
Geometry	181	7	25.86	158	87.29%	87.55%
Geometry Informal	67	4	16.75	63	94.03%	83.08%
Alg2Trig Honors	58	2	29	58	100.00%	100.00%
Alg2Trig Academic	30	2	15	30	100.00%	100.00%
Alg2Trig	210	11	19.09	194	92.38%	96.07%
Alg2	60	4	15	58	96.67%	98.33%
Precalculus Honors	68	3	22.67	68	100.00%	100.00%
Precalculus Academic	56	3	18.67	56	100.00%	100.00%
Precalculus	146	7	20.86	138	94.52%	94.44%
AP Calculus BC	14	1	14	14	100.00%	100.00%
Calculus	98	4	24.5	96	97.96%	94.35%
AP Calculus AB	30	2	15	30	100.00%	100.00%
AP Statistics	38	2	19	36	94.74%	88.89%
College Algebra	28	2	14	27	96.43%	96.43%
Advanced Topics	14	1	14	14	100.00%	100.00%
SAT Prep Math	80	1	80	80	100.00%	98.90%
Programming 1A	41	2	20.5	40	97.56%	94.23%
Programming 1B	29	2	14.5	29	100.00%	93.75%
Programming 2	21	1	21	20	95.24%	100.00%
AP Computer Science	6	1	6	6	100.00%	100.00%

2013-14 DVHS Testing Data

Name of Test	# of Exams Given	#/% Passing 2013/14	% Passing 2012/13
Keystone Algebra One (gr. 11)	408	274 / 72%	68%
AP Calculus AB	29	14 / 48.3%	67%
AP Calculus BC	14	14 / 100.0%	88%
AP Statistics	31	36 / 86.1%	89%
AP Programming	7	6 / 85.7%	100%

2013-14 DVMS Course Data

Course	Total Enrollment	Sections	Avg Class Size	Passing	% Passing 2013/14	% Passing 2012/13
Math 6 DVMS	73	3	24.33	70	95.89%	N/A
Math 6 Adv DVMS	81	4	20.25	81	100.00%	N/A
Math 7 DVMS	30	2	15	27	90.0%	93.26%
PreAlg DVMS	77	3	25.67	75	97.4%	N/A
PreAlg Hon DVMS	54	2	27	54	100.0%	98.56%
Alg1 DVMS	47	2	23.5	47	100.0%	100.0%
Alg1Hon DVMS	50	2	25	50	100.0%	100.0%
Alg1A DVMS	75	4	18.75	69	92.0%	N/A

2013-14 DVMS Testing Data

Name of Test	# of Exams Given	#/% Passing 2013/14	% Passing 2012/13
Grade 6 PSSA Math	159	132 / 83.0%	N/A
Grade 7 PSSA Math	165	144 / 87.2%	92%
Grade 8 PSSA Math	178	163 / 91.6%	82%
Keystone Algebra One	100	89 / 89.0%	81%

2013-14 DDMS Course Data

Course	Total Enrollment	Sections	Avg Class Size	Passing	% Passing 2013/14	% Passing 2012/13
Math 6 DDMS	134	7	19.14	134	100.00%	100.00%
Math 6 Adv DDMS	57	2	28.5	57	100.00%	100.00%
Math 7 DDMS	25	2	12.5	23	92.00%	97.6%
PreAlg DDMS	91	4	22.75	90	98.90%	N/A
PreAlg Hon DDMS	71	3	23.67	70	98.59%	100.00%
Alg1 DDMS	54	3	18	54	100.00%	96.4%
Alg1Hon DDMS	53	2	26.5	53	100.00%	100.00%
Alg1A DDMS	116	5	23.2	112	96.55%	N/A

2013-14 DDMS Testing Data

Name of Test	# of Exams Given	#/% Passing 2013/14	% Passing 2012/13
Grade 6 PSSA Math	204	191/93.6%	88.5%
Grade 7 PSSA Math	208	187/89.9%	93.0%
Grade 8 PSSA Math	226	184/81.4%	86.5%
Keystone Algebra One	103	77/74.8%	75%

Links:

[DVHS Course Selection Guide 2013-2014](#) begins on p. 27; Integrated Math/Science program begins on p. 24.

[DVMS/DDMS Course Selection Guide 2013-14](#) p. 5

Music

Richard Horst, Chair

Highlights:

- Four DVHS students attended PMEA All-State Ensembles (Vocal Jazz, Chorus and Orchestra).
- There were over seventy(70) performances given by the student musicians of the whole school district throughout the entire school year!
- 145 students excellently represented DV at 21 festivals and special events this year!
- DVHS Drama Club had three(3) outstanding performances of “Pippen” in the spring.
- DV has been recognized by the National Association of Music Merchants as being one of the Best Communities for Music Education
- Approval has been given and groundwork has been laid for a marching band.





2013-2014 DVHS Course Data

Course Title	2013-14 Enrollment/sections/class size	2013-14 #/% Passing	2012-13 #/% Passing
AP Music Theory	9/1/9	9/100%	3/100%
Jazz Band (Sem. 1)	26/1/26	26/100%	24/100%
Jazz Band (Sem. 2)	26/1/26	26/100%	21/100%
Music Performance: Grades 9-10 (Sem. 1)	142/3/46	142/100%	143/100%
Music Performance: Grades 9-10 (Sem. 2)	110/3/37	110/100%	127/100%
Music Performance: Grades 11-12 (Sem. 1)	88/3/30	88/100%	88/100%
Music Performance: Grades 11-12 (Sem. 2)	84/3/28	984/100%	98/100%
Music Theory	20/2/10	19/98%	21/100%

2013-14 DVMS Course Data

Course Title	2013-14 Enrollment/sections/ class size	2013-14 #/% Passing	2012-13 #/% Passing
Band: Grades 7 & 8	64/1/64	80/100%	80/100%
Chorus: Grades 7 & 8	78/1/78	78/100%	122/100%
General Music: Grade 7	48/2/24	48/100%	78/99%
General Music: Grade 8	100/4/25	100/100%	80/99%
Orchestra Grades: 7 & 8	44/1/44	44/100%	46/100%
General Music Grade: 6	80/3/23	80/100%	NA

2013-14 DDMS Course Data

Course Title	2013-14 Enrollment/sections/ /class size	2013-14 #/% Passing	2012-13 #/% Passing
Band: Grade 6	19	19/100%	39/99%
Band: Grades 7 & 8	58	58/100%	48/100%
Chorus: Grade 6	64	64/100%	60/100%
Chorus: Grades 7 & 8	112	112/100%	94/100%
General Music: Grade 6	139	136/98%	112/100%
General Music: Grade 7	73	72/98%	137/100%
General Music: Grade 8	119	118/99%	137/100%
Orchestra Grade 6	18	18/100%	19/100%
Orchestra Grades 7 & 8	33	33/100%	16/100%

Links:

[DVHS Course Selection Guide](#) p. 31

[MS Course Selection Guide](#) p. 11

Reading

Kathy Farley, Chair

Highlights

Dingman-Delaware Primary School (DDPS)

- Participants in the *2013 Magic of Reading* summer reading incentive had the opportunity to dress like a magician and perform a magic trick. This trick was televised on DDPS-TV.
- Reading strategies and Building Readers newsletters were sent home monthly with Title I reading students.
- A team of several DDPS teachers were trained on RTII through PaTTAN. A second grade student was used for the case study. As a result of the case study, reading specialists implemented the program *Phonics for Reading* in first and second grade.
- The building welcomed reading specialist, Pauline Klusmeyer, and part-time teacher, Cindy Bachmann, to the DDPS reading team.
- Two Title I Parent Meetings were held during the 2013-2014 school year. In the fall, parents were provided with reading strategies, homework suggestions, and an explanation of the programs and qualifications. During the spring *Splash Into Reading* workshop, parents were made aware of the summer slide, informed about the public library summer reading program, and participated in a make-and-take workshop. Parents filled a beach ball with reading games based on their child's grade level. Students received a book entitled *Stewie the Duck Learns to Swim: A Child's First Guide to Water Safety* along with read along CD.

Dingman-Delaware Elementary School (DDES)

- On May 27 the 14th annual oral reading contest was held at DDES. Students read a personally-chosen selection and were judged on their ability to communicate the author's meaning, interpretation of the selection through facial expression, voice control, and overall presentation. The event was held in the gym with each grade level attending its own contest. Participants were judged by the school librarian, Heather Haupt, and the three reading specialists, Jeannette Spott, Joy Sweller, and Karen Traverso. All participants did a great job, and it made for a very difficult time for the judges. There was a tie in fourth grade. The oral reading contest was fun and motivational for all.
- The DDES Title I Reading Team held their annual Parent Meeting on May. Parents and reading specialists met to review the parent policy and give parents an opportunity for comments and suggestions. The reading specialists then made individual presentations on ideas to maintain their child's progress and ensure their future success over the summer. Mrs. Sweller made a presentation that introduced parents to websites with free online books as well as many other sites that provide reading games with fun practice to motivate reading over the summer. Mrs. Traverso explained fluency and how to enhance fluency using

Reader's Theater. Mrs. Traverso also provided parents with websites that have free Reader's Theater scripts for all different age levels and interests. Mrs. Spott did a presentation on "chunking" words and sentences. She demonstrated how to help students divide unknown words into syllables, and how to "scoop" sentences into phrases to better comprehend the author's meaning.

Refreshments were served, and three lucky people won reading games.

Everyone attending got to choose a book for their child to read over the summer. It was one of the higher turnouts for this time of year, and the people in attendance expressed their gratitude for the program and spent a lot of time afterwards talking to their child's reading specialist.

- Kathy Farley worked with the 5th grade students and teachers to improve their performance on their constructed-responses using the ACE graphic organizer. The teachers and students embraced this strategy used in the upper grades for answering text-dependent questions that they will experience in the reading portion of the PSSAs.

Delaware Valley Elementary School (DVES)

- The Delaware Valley Elementary School had a very successful year with a circus-related reading theme. Our year began with a Title I parent reading night in which reading programs were discussed and ways in which parents could support their children at home. Macaroni the Clown was a guest visitor and delighted the children and their parents with fun and magic. Approximately sixty parents attended this event.
- Another highlighted reading night was held in conjunction with our PTA and included Damian the Magician who intertwined the importance of reading with his magic act. During this parent involvement event, approximately twenty-five parents and twenty students were mesmerized with Damian's antics and fun magic.
- In keeping with the circus theme, the Reading Department held several magnificent, marvelous Mondays as incentives for the reading students. As an example, students were treated to popcorn and the movie, *Toby Tyler*.
- During the year, Title I students worked hard in the numerous reading programs offered by the Reading Department. In order to celebrate the students' hard work, the Reading Department provided a much anticipated pizza party as a culminating event. It was a fun year of reading at DVES, and the reading teachers are looking forward to next year's nature theme – *Discovering Our Natural World Through Reading*.





Shohola Elementary School (SES)

- The reading support students made progress this year by utilizing the *Read Live program*, *Comprehension Plus*, and *Foundations*, as well as other reading materials.
- The Reading Counts Millionaires celebrated another successful year. This year forty-four students were recognized for their reading achievement by meeting the criteria for Reading Counts Millionaire:
 Kindergarten: 10,000 words
 First Grade: 250,000 words
 Second Grade: 500,000 words
 Third, Fourth, and Fifth Grades 1,000,000 words
 This year-long reading incentive continues to get great support from the students, staff, and parents.
- Mr. Ross gave the students a new "Reason to Read" when he announced his 2014 Reading Challenge on May 9. He agreed to be duct taped to the wall if the students read 16,000,000 words in nineteen school days. The students responded by reading in excess of 19,000,000 words.
- The Page Turners Book Club was created to provide our fifth grade students with the opportunity to "Read, Share, and Create." The Page Turners met on Tuesday and Wednesday mornings for five weeks. The students were delighted to create projects based on their favorite books, write an autobiography about their "Life As

A Reader," and "turn pages" in a book. The PTA supported the club by providing the students with a book. The Page Turner coordinators are Mrs. Sweeney, librarian, and Mrs. Knuth, reading specialist. The Page Turners Book Club hopes to include third and fourth grade students in the fall.

Delaware Valley Middle School (DVMS)

- Students in Mrs. Masker's reading classes at DVMS showed improvement in reading benchmark scores. In a comparison of the 4Sight No. 3 Grade 6 versus Grade 7 scores, students in 7th grade improved from 86.96% to 96% proficiency this year. For students in the 8th grade, the comparison of the 4Sight No. 3 Grade 7 versus Grade 8 benchmark yielded improvement in scores from 87.88% to 100% proficiency.



Dingman-Delaware Middle School (DDMS)


- 7th graders enjoyed the novel *Everlost* by Neal Shusterman and were enthusiastic about working on their projects, which include constructing a board game and writing an additional and unique chapter to go along with the novel.
- 8th graders enjoyed reading *Killing Mr. Griffin* by Lois Duncan, *Brian's Hunt* by Gary Paulsen and *The Outsiders* by S.E. Hinton. The 8th graders learned more about animals native to this area after finishing *Brian's Hunt* through research and creation of a PowerPoint presentation. The 8th graders also had a chance to demonstrate their creativity, humor, and entertainment skills by generating "Lyric Summaries" after reading *Killing Mr. Griffin*.

Delaware Valley High School (DVHS)


- Read 180 was upgraded to the Next Generation, which is aligned with the Common Core Standards. *READ 180* Next Generation includes more rigor, writing, nonfiction, and independent practice with text. The students' reading levels improved by showing average growth of 158 Lexile points within one year.



- Two of the high school reading specialists, Susan Lemenille and Alison Newman, worked very closely with the Career and Technical Education (CTE) teachers to implement a very successful literacy program. When the visitors from *Schools That Work* came to the high school, they were so impressed that they wanted to use the model as a “Best Practice.” Mrs. Lemenille and Mrs. Newman spent countless hours researching topics of interest and trending issues in each of the CTE areas. They incorporated literacy skills into those topics and worked with each CTE classroom once a week.



- Literacy 1, Literacy 2, and Critical Reading 11 continue to be successful in improving literacy skills and preparation for the Keystone Literature Examination. Literacy 2 and Critical Reading 11 are taught using a two-teacher model where a reading specialist and a special education teacher work side-by-side to provide individual instruction to students.



- The English Department and Reading Department continue to hold their monthly meetings together, giving teachers the opportunity to collaborate. It is a positive experience for both groups, and our students benefit from the collaboration.
- All high school English Language Learners (ELLs) met the exit criteria and were exited from the English as a Second Language Program at the beginning of the school year. All students were monitored each marking period and are making progress.

2013-14 DVHS Course Data

Course Title	Enrollment	Sections	Avg. Class Size	#/% Passing 2013/14	#/% Passing 2012/13
English 9/Reading 9 (Read 180)	8	1	8	8/100%	18/100%
English 10/Reading 10 (Read 180)	8	1	8	7/100%	11/100%
Literacy 1	45	3	15	13/87%	28/97%
Literacy 2	44	3	14	39/89%	79/94%
Critical Reading 11	37	4	9	32/86%	53/88%
SAT Prep	83	4	21	83/100%	92/99%

2013-14 DDMS Course Data

Course Title	Enrollment	Sections	Avg. Class Size	#/% Passing 2013/14	#/% Passing 2012/13
Reading 6 (Tier 1)	183	8	23	183/100%	184/100%
Reading 7	33	2	17	33/100%	45/100%
Reading 8	50	3	17	50/100%	16/100%

2013-14 DVMS Course Data

Course Title	Enrollment	Sections	Avg. Class Size	#/% Passing 2013/14	#/% Passing 2012/13
Reading 6 (Tier 1)	150	6	25	147/98%	N/A
Reading 7	27	4	7	27/100%	34/100%
Reading 8	35	4	9	33/94%	35/100%

Links:

[DVHS Course Selection Guide 2013-2014](#), page 33

[DVMS and DDMS Course Selection Guides 2013-2014](#) page 1

Remedial Reading / ESL

Remedial Reading

Number of Students Served – Remedial Reading

	2013-14	2012-13
DDPS K-2	147	130
DDES 3-5	139	146
SES K-5	93	94
DVES K-5	172	150
DDMS	83	73
DVMS	62	69
DVHS	225 Includes SAT Preparation Course	296 Includes SAT Preparation Course

Number of Students Served – English as a Second Language

	2013-14	2012-13
DDPS K-2	3	3
DDES 3-5	1	2
SES K-5	1	1
DVES K-5	4	4
DDMS	2	2
DVMS	1	3
DVHS	0	3

Analyses of Remedial Reading Population Served (Students by Building)

Number Elementary Students Served

	K	1	2	3	4	5	Total	2013-14 Percentage	2012-13 Percentage
DDPS	41	51	55	N/A	N/A	N/A	147	27%	26%
DDES	N/A	N/A	N/A	48	48	43	139	25%	25%
SES	22	13	16	14	16	12	93	20%	16%
DVES	31	38	29	23	32	19	172	33%	28%

Analyses of Remedial Reading Population Served

Number of Middle School Students Served

	7	8	Total	2013-14 Percentage	2012-13 Percentage
DDMS	33	50	83	13%	11%
DVMS	27	35	62	12%	18%

**Analyses of Remedial Reading Population Served
Number of High School Students Served**

	9	10	11	12	Total	2013-14 Percentage	2012-13 Percentage
DVHS	55	48	121	1	225	14%	14%

**Analyses of English Language Learner (ELL) Population Served
Number of Elementary School Students Served**

	K	1	2	3	4	5	Total	2013-14 Percentage	2012-13 Percentage
DDPS	0	1	2	0	0	0	3	<1%	<1%
DDES	0	0	0	0	1	0	1	<1%	<1%
SES	0	0	0	0	1	0	1	<1%	<1%
DVES	1	0	3	0	0	0	4	<1%	<1%

**Analyses of English Language Learner (ELL) Population Served
Number of Middle School Students Served**

	6	7	8	Total	2013-14 Percentage	2012-13 Percentage
DDMS	1	0	1	2	<1%	<1%
DVMS	1	0	0	1	<1%	<1%

**Analyses of English Language Learner (ELL) Population Served
Number of High School Students Served**

	9	10	11	12	Total	2013-14 Percentage	2012-13 Percentage
DVHS	0	0	0	0	0	0%	<1%

Analyses of Student Growth

	Number of Remedial Reading Students 2013-14	Number of Students No Longer Needing Services* 2014-15
DDPS	147	93
DDES	139	76
SES	93	16
DVES	172	105

*Does not include students moving to 6th grade

**PSSA ELA Performance 2013-2014
Remedial Reading Students**

Grade 3	Below Basic	Basic	Proficient	Advanced
DDES	3	9	29	3
SES	0	2	10	2
DVES	3	3	16	0

Grade 4	Below Basic	Basic	Proficient	Advanced
DDES	2	13	24	7
SES	0	1	11	4
DVES	2	5	16	8

Grade 5	Below Basic	Basic	Proficient	Advanced
DDES	1	20	19	1
SES	0	5	6	1
DVES	5	10	2	0

Grade 7	Below Basic	Basic	Proficient	Advanced
DDMS	2	9	18	3
DVMS	1	2	16	8

Grade 8	Below Basic	Basic	Proficient	Advanced
DDMS	5	9	25	10
DVMS	1	2	23	9

**Keystone Literature Exam Performance 2013-2014
Remedial Reading Students**

Grade 11	Below Basic	Basic	Proficient	Advanced
DVHS	5	41	31	0

*Includes students enrolled in Critical Reading 11, Literacy 2, and Read 180

**English as a Second Language WIDA ACCESS Test 2013-2014
Number of Students**

	Entering	Beginning	Developing	Expanding	Bridging	Alternate WIDA
DDPS	0	1	0	1	1	0
DDES	0	0	1	0	0	0
SES	0	0	1	0	0	0
DVES	1	0	2	0	1	0
DDMS	0	0	0	1	0	1 P2
DVMS	0	0	0	1	0	0
DVHS	0	0	0	0	0	0

Reading Progress 2013-2014

	Number Served	Average Growth in DIBELS Sounds Per Minute
Kindergarten	94	14.8

	Number Served	Average Growth in DIBELS Words Per Minute
Grade 1	102	22.1
Grade 2	100	32.7

	Number Served	Growth in Years/Months Using STAR Diagnostic Reading Test
Grade 3	85	1.25
Grade 4	96	1.62
Grade 5	74	1.06

ESL Progress 2013-2014

	Number Served	Growth on WIDA ACCESS Test Proficiency Level
Kindergarten	1	+3.3
Grade 1	1	+.4
Grade 2	5	+3.6
Grade 3	0	N/A
Grade 4	2	+1.8
Grade 5	0	N/A
Grade 6	2	+.65
Grade 7	0	N/A
Grade 8	1	-.3
Grade 9	0	N/A
Grade 10	0	N/A
Grade 11	0	N/A
Grade 12	0	N/A

Science

Elizabeth Watson, Chair

Highlights

- This year's **Envirothon** competition was held at the PPL Environmental Learning center in Wallenpaupack on May 1. Student teams competed in Environmental topics including Forestry, Aquatics, Soils, Wildlife and this year's current issue (Local and Sustainable Agriculture). Teams competed from both Wayne and Pike counties and were expected to both identify, know the biology, and explain sustainable aspects of all topics. This year, Delaware Valley had two teams. The Aquatic Avengers and Wildlife Warriors. The Wildlife Warriors team consisting of Kristen DeVilliers, Kyla Dewey, Brandon Brown, Payton Nekich, and Nikki Nickolich did extremely well. They tied second place in the Forestry division and just missed qualifying for the state competition overall. We are very proud of the team and are looking forward to a great competition next year.
- The CTE innovation project team has been asked to present at the **National Conference for Schools that Work** in Nashville Tennessee, July 16-19. Pete Supko, Mike Dobrzyn, Susan Lemenille, Evan Bates and Jeff Krasulski worked collaboratively to incorporate 21st Century skills into our CTE automotive curriculum. The project developed this year incorporated technical reading, chemistry (gas emissions), technical/research writing, mathematics (statistics/graphing), and use of technology skills(research, excel, word processing, digital photography). During this whole process students will be used the scientific method creating a formal lab report, collecting data, hypothesizing, and listing materials and conclusions.
- Two students qualify for the state competition of **The Pennsylvania Junior Academy of Sciences**. Sarah Kendle (11th grade) and Matt Madsen (10th grade) both student received a first place at the state competition. The students thought it was a rewarding experience and would encourage others to compete.
- Delaware Valley High School Physics students had many victories on April 3 in the **Kane Competition** held at the University of Scranton. Ten students on two DV teams came in first and second place and student Dencil Wilmot won \$200 for being among the three highest scorers on the Kane Quiz of physics knowledge. Steve Rhule, Physics and Engineering teacher is the coach.

2013-14 DVHS Course Data

Course Title	Enrollment	Sections	Avg. Class Size	#/% Passing 2013/14	% Passing 2012/13
Concepts Science 9	47	2	24	40/85%	93%
Science 9	226	10	23	215/95%	94%
Concepts Biology	37	2	19	32/87%	97%
Biology	217	10	22	206/95%	98%
Academic Biology	68	3	23	68/100%	98.5%
Honors Biology	59	2	29	68/100%	100%
AP Biology	43	2	22	41/95%	97%
Chemistry	192	9	21	191/99.5%	97%
Honors Chemistry	58	2	29	58/100%	100%
AP Chemistry	20	1	20	20/100%	92%
Physics	76	4	19	75/99%	100%
Honors Physics	61	4	15	61/100%	97%
AP Physics	10	1	10	9/90%	93%
Concepts Environmental Science	28	2	14	27/96%	87%
Environmental Science	121	6	20	105/87%	90%
AP Environmental Science	99	4	25	99/100%	100%
Forensics A	93	4	23	93/100%	100%
Forensics B	40	3	13	40/100%	100%
Anatomy and Physiology	188	9	21	184/98%	96%
Science Resource 9-10	3	1	3	3/100%	N/A
Science Resource 11-12	5	1	5	4/80%	N/A
9 th Grade Resource Room Science	6	1	6	5/83%	100%
Biology Grade Resource Room Science	6	1	6	6/100%	100%

2013-14 DVHS Testing Data

Name of Test	# of Exams Given	#/% Passing 2014	% Passing 2013	% Passing 2012
Keystone Biology (11 th grade only)	122 (all 11 th grade in need of remediation)	286/70.6% (total 11 th grade passing as of Spring 2014)	65%	N/A
AP Biology	42	36/86%	90%	90%
AP Chemistry	17	7/41%	50%	63%
AP Physics Mechanics	10	7/70%	47%	88%
AP Physics Electricity and Magnetism	10	5/50%	67%	100%
AP Environmental	81	49/60%	61%	79%

2013-14 DVMS Course Data

Course Title	Enrollment	Sections	Avg. Class Size	#/% Passing 2013/14	% Passing 2012/13
General Science 6	159	6	27	158/99%	N/A
General Science 7	160	7	23	158/99%	98%
General Science 8	111	6	19	111/100%	100%
Honors Science 8	66	3	22	66/100%	100%

2013-14 DVMS Testing Data

Name of Test	# of Exams Given	#/% Passing 2014	% Passing 2013/14	% Passing 2012/13
PSSA Science 8	177	82.7%	76%	84%

2013-14 DDMS Course Data

Course Title	Enrollment	Sections	Avg. Class Size	#/% Passing 2013/14	% Passing 2012/13
General Science 6	208	9	23	208/100%	N/A
General Science 7	213	8	26	208/97%	99%
General Science 8	187	8	23	178/95%	99%
Honors Science 8	48	2	24	100%	100%

2013-14 DDMS Testing Data

Name of Test	# of Exams Given	#/% Passing 2014	% Passing 2013/14	% Passing 2012/13
PSSA Science 8	235	70%	65%	70%

Links:

[DVHS Course Selection Guide: pg. 34](#)

[DDMS and DVMS Course Selection Guide: pg. 5-6](#)

Social Studies Department

Thomas Schaffer, Chair

Highlights

- The Integrated Social Studies/English classes in grades 9, 10, and 11 have partnered with “**New York Says Thank You**” to establish their service-learning projects for this past school year. On 9/12, the **National Day of Service**, all three levels watched a documentary focusing on America’s response to 9/11 in respect to service learning. The classes also created their action plans for the year which include Stars of Hope, a “pay it forward challenge,” Read-a-Thon, Alex’s Lemonade, and a house project with Habitat for Humanity. The projects transformed the way our students express compassion for others and connect with victims following disasters on a national and global scale. “New York Says Thank You” focuses on the possibilities of a brighter future as seen through the limitless creativity and hope of a child.
- **Service Learning for Combo 11:** Taking our Shot 5K, Alex’s Lemonade, Habitat for Humanity, food pantry, cookies and music at Christmas time at the elderly home.
- 4 American Government students went to the **State Capital** in Harrisburg for a workshop where student leaders from across the state collaborated in an effort to solve social and economic issues that plague the nation, state, and localities. Students then presented their solutions on the floor of the State Assembly.
- In both semesters, students enrolled in Sociology classes went on a field trip to the **Pike County Correctional Facility** in Blooming Grove

Guest Speakers:

- Superintendent John Bell spoke to Sociology classes on the workings of bureaucracies.
- Director of Elementary Education, Peg Schaffer explained and described the “Glass Ceiling” to the Sociology classes.
- Two businessmen, Mr. Noto and Mr. Teeple, presented a slide show depicting the cultural practices in China and also spoke to 7th grade Social Studies students about their frequent business travel experiences to China
- The Honorable Mr. Mike Peifer, State Representative from 139th Legislative District visited with 11th and 12th grade AP Government students, discussing the 2014 state primary elections as well as his roles and responsibilities within the state legislature.

- Mr. Phil Scollo, former U.S. congressional candidate spoke to groups of 11th and 12th grade government students about his experiences as a candidate for the 10th U.S. congressional district.
- Dr. Marty Evers gave a presentation on his family's experience in the Holocaust to Social Studies classes from DVHS and DVMS. As a special guest, Holocaust survivor George Evers (father of Dr. Evers) answered questions from students about his experience in Auschwitz during World War II.
- Mr. Nick Troiano, 2014 U.S. congressional candidate met with 11th and 12th grade American government students and discussed his journey as a candidate for the 10th U.S. Congressional district. Mr. Troiano spoke about the challenges of running as an independent candidate as well as some of his ideas for engaging the younger generation of American citizens in the political process.
- Mr. Zachary Pearce, Delaware Valley School Board, spoke with 11th and 12th grade government students about the importance of local government, more specifically the function of local school boards. The social studies department received 30 I-Pads this year. Funding for these I-Pads came through a generous anonymous donation and matching funds from the technology department.

2013-14 Secondary Course Data

Course Title	Enrollment	Sections	Avg. Class Size	#/% Passing 2013/14	#/% Passing 2012/13
6- World History	346	15	23.1	345/95.8%	n/a
7 - Civics and Government	238	10	23.8	236/99.2%	245/98.3
7 Adv. Civics and Government	129	6	21.5	129/100%	144/100%
8 – American Studies	259	12	21.6	245/94.6%	249/97.6%
8 Adv. American Studies	141	6	23.5	141/100%	140/100%
Concepts American Studies 9	52	2	26	41/78.9%	35/89.7%
American Studies 9	193	7	27.6	179/ 92.7%	167/ 86.5%
Integrated American Studies /English 9	22	1	22	22/ 100%	29/100%
Adv. American Studies 9	152	6	25.3	152/ 100%	142/100%
Concepts World Studies 10	20	1	20	20/100%	22/100%
World Studies CP 10	156	6	26	145/ 92.9%	130/96.3%

Integrated World Studies /English 10	16	1	16	16/100%	25/96.2%
AP World History 10	108	5	21.6	105/ 97.2%	142/100%
Concepts Amer. Govt. / Economics 11	28	1	28	28/100%	56/98.2%
American Government/ Economics 11	190	7	27.1	189/ 99.5%	202/94.8%
Integrated American Government and Economics/English 11	21	1	21	21/100%	20/100%
Concepts Geography 12	27	2	13.5	27/100%	43/100%
Peace Studies	160	8	20	153/ 95.6%	295/99%
Psychology	249	11	22.6	239/ 96%	222/96.1%
Intro to Entrepreneurship	59	3	19.7	59/100%	49/96%
Sociology	331	12	27.6	306/ 95.3%	239/95.6%
Geography	80	3	26.7	80/100%	81/97.6%
History through Media	164	6	27.3	161/ 98.2%	138/96.5%
AP Comparative Government and Politics	14	1	14	14/100%	22/100%
AP European History	52	3	17.3	49/94.2%	42/100%
AP Microeconomics / Macroeconomics	16	1	16	16/ 100%	55/100%
AP Psychology	101	4	25.3	100/ 99%%	129/100%
AP United States Government and Politics	106	4	26.5	106/ 100%	82/100%
AP United States History	58	3	19.3	58/100%	54/100%

2013-14 AP Data

Name of Test	# of Exams Given	#/% Passing		
		2013-14	2012-13	2011-12
AP World History	99	35 / 34%	68 / 49%	67 / 67%
AP Comparative Government and Politics	12	11 / 92%	20 / 91%	18 / 95%
AP European History	49	32 / 65%	23 / 53%	60 / 77%
AP Microeconomics / Macroeconomics	16	7 / 44%	17 / 50%	8 / 47%
	16	2 / 13%	3 / 23%	2 / 40%
AP Psychology	99	55 / 56%	55 / 56%	78 / 67%
AP United States Government and Politics	101	80 / 79%	55 / 71%	69 / 72%
AP United States History	56	25 / 45%	25 / 45%	22 / 43%
AP Human Geography	99	35 / 34%	3 / 100%	n/a
Total AP Offerings	547	282 / 52%	289 / 57%	245 / 51%

Links:

[DVHS Course Selection Guide](#) p. 38

[MS Course Selection Guide](#) p. 6-8

Technology Education

Tom Moran, Chair

Highlights:

- **Advanced CAD Applications** students began coordinating with and creating electronic architectural drawings for, The Grey Towers site.



- **High school materials students** volunteered to make sleds and toy trains for toys for tots.

2013-14 DVHS Course Data

Course Title	Enrollment	Sections	Avg. Class Size	#/% Passing 2013/14	#/% Passing 2012/13
Mechanical Drawing 1	54	3	18	40/74%	50/91%
Architecture	14	1	14	12/86%	21/78%
Solid Modeling/Adv. Apps	10	1	10	10/100%	10/100%
Intro. To Tech.	110	5	22	104/93%	100/92%
Tech. Systems	56	3	18.6	52/93%	46/70%
Manu. Tech.	27	2	13.5	27/100%	29/100%

2013-14 DVMS Course Data

Course Title	Enrollment	Sections	Avg. Class Size	#/% Passing 2013/14	#/% Passing 2012/13
PLTW 7 th Grade*	43	4	10.8	43/100%	73/94%
PLTW 8 th Grade**	177	8	22.1	162/92%	186/97%

*Design & Modeling

** Design & Modeling, and Automation & Robotics

2013-14 DDMS Course Data

Course Title	Enrollment	Sections	Avg. Class Size	#/% Passing 2013/14	#/% Passing 2012/13
PLTW Grade 7*	87	6	14.5	87/100%	146/99%
PLTW Grade 8**	227	10	22.7	225/99%	201/98%

*Design & Modeling

**Automation & Robotics

Links:

[DVHS Course Selection Guide](#) p. 43

[MS Course Selection Guide](#) p. 11



World Languages

Gary Cotroneo, Chair

Highlights

- Elke Miller joined the department as a German teacher replacing Tammy King.
- High school classroom B4 became the department language lab to engage students in more speaking and listening activities. It was well utilized by many department members.



- Two French students (Joseph Decker and Gabrielle Felix) and two Spanish students (Paige Bodnar and Grace Lutfy), accompanied by Mr. Cotroneo, participated in Immersion Day for high school world language students at Marywood University on Thursday, October 24. Students were involved in many activities using the languages they are learning, were told how important it is to continue the language they are studying, how marketable they would be in their future careers by being bilingual, and also how many majors and careers there are where language is crucial.



- Students in Elke Miller’s DDMS German 2 classes participated in a “pen pal” program with a class in Germany. The DVMS German 2 class participated by creating a book of the schools in our district and what they have to offer.



- Each year, Level 5 and Advanced Placement French students participate in the “Grand Concours”, also known as the National French Contest sponsored by the American Association of Teachers of French and the Advanced Placement Spanish students participate in the National Spanish Contest sponsored by the American Association of Teachers of Spanish and Portuguese. National French Contest winners for the Northeast Region are: Maisha Shamim, 1st place award; Gabrielle Felix and Cathy Li, 2nd place; Rachel Smith, 3rd place; Sean Prudhoe, 4th place; Elise Sasse, our Belgian exchange student, merited a 1st place rank locally and a 4th place rank nationally on the National French Contest for native speakers.

The National Spanish Contest winners for the Northeast Region who merited honorable mention nationally are Yasnaya Peña and Heather Reitmeyer. Locally, Yasnaya Peña placed 2nd, Jamil Mirabito and Heather Reitmeyer placed 10th, and Erika Lipari placed 11th in the honorable mention category.



2013 – 2014 DVHS Course Data

Course Title	Enrollment	Sections	Avg. Class Size	#/% Passing 2013/14	#/% Passing 2012/13
French 1	10	1	10	9 of 10/90%	22 of 22/100%
French 2	20	1	20	18 of 20/90%	25 of 25/100%
French 3	46	2	23	45 of 46%/98%	34 of 34/100%
French 4	24	2	12	24 of 24/100%	31 of 31/100%
French 5	6	1	6	6 of 6/100%	11 of 11/100%
AP French Language and Culture	9	1	9	9 of 9/100%	4 of 4/100%
German 1	14	1	14	14 of 14/100%	11 of 14/92%
German 2	16	1	16	16 of 16/100%	11 of 11/100%
German 3	55	2	28	55 of 55/100%	38 of 38/100%
German 4	29	2	29	29 of 29/100%	31 of 31/100%
German 5	11	1	11	11 of 11/100%	7 of 7/100%
AP German Language and Culture	3	1	3	3 of 3/100%	4 of 4/100%
Spanish 1	34	2	17	33 of 34/97%	42 of 46/91%
Spanish 2	73	4	19	63 of 73/86%	79 of 93/88%
Spanish 3	149	7	22	147 of 149/99%	151 of 154/98%
Spanish 4	89	4	23	89 of 89/100%	97 of 97/100%
Spanish 5	37	2	20	37 of 37/100%	40 of 40/100%
AP Spanish Language and Culture	6	1	6	6 of 6/100%	13 of 13/100%

2013 – 2014 DVHS Testing Data

Name of Test	# of Exams Given	#/% Passing 2013/14	#/% Passing 2012/13
AP French Language and Culture	9	6 of 9/67%	4 of 4/100%
AP German Language and Culture	3	1 of 3/33%	3 of 4/75%
AP Spanish Language	6	6 of 6/100%	4 of 13/31%

2013 – 2014 DDMS Course Data

Course Title	Enrollment	Sections	Avg. Class Size	#/% Passing 2013/14	#/% Passing 2012/13
Spanish 1	53	3	18	37 of 53/70%	110 of 138/80%
French 2	23	2	12	20 of 23/87%	13 of 13/100%
German 2	24	2	12	23 of 24/96%	34 of 35/94%
Spanish 2	75	4	19	73 of 75/97%	66 of 68/97%

2013 – 2014 DVMS Course Data

Course Title	Enrollment	Sections	Avg. Class Size	#/% Passing 2013/14	#/% Passing 2012/13
Spanish 1	36	2	18	28 of 36/78%	113 of 128/89%
French 2	24	1	24	23 of 24/96%	40 of 40/100%
German 2	16	1	16	16 of 16/100%	17 of 17/100%
Spanish 2	63	3	22	63 of 64/98%	51 of 53/96%

Links:

[DVHS Course Selection Guide](#) – p. 45

[DDMS/DVMS Course Selection Guide](#) – p. 9

SPECIAL EDUCATION
Maria Farrell, Director

Student Enrollment

Support Program	2013-14	2012-13	2011-12
Learning Support	491	531	522
Emotional Support	45	41	42
Life Skills Support	30	29	26
Autistic Support	30	24	22
Multiple Disabilities Support	12	13	11
Speech / Language Support	90	92	102
Total	698	730	725

Staff

Professional Staff	2013-14	2012-13	2011-12
Learning Support	34	35	35
Emotional Support	4	4	4
Life Skills Support	3.5	3	3
Autistic Support	4.5	4	4
Multiple Disabilities Support	2	2	2
Speech / Language Support	5	5	5
Non-Instructional	2	2	2
School Psychologists	3	3	3
Total	58	58	58
Instructional Assistants	2013-14	2012-13	2011-12
Learning Support (full time/part time)	9 FT / 19 PT	9 FT / 18 PT	10 FT / 17 PT
Emotional Support	1 FT / 6 PT	1 FT / 7 PT	0 FT / 6 PT
Life Skills Support	2 FT / 9 PT	2 FT / 9 PT	2 FT / 9 PT
Autistic Support	3 FT / 9 PT	3 FT / 9 PT	3 FT / 9 PT
Multiple Disabilities Support	4 FT / 5 PT	4 FT / 5 PT	4 FT / 4 PT
Total	19 FT / 48 PT	19 FT / 48 PT	19 FT / 45 PT

Psychological and Educational Evaluations

Number of Evaluations	2013-14	2012-13	2011-12
Initial Referrals	107	105	110
Reevaluations	50	77	93
Transfer Student Reviews	39	50	48

Number of Students Receiving Related Services

Related Service	2013-14	2012-13	2011-12
Speech and Language	242	259	267
Occupational Therapy	118	156	111
Physical Therapy	21	24	13
Hearing Support	9	10	11
Vision Support	2	2	1

Highlights:

- The High School changed the focus of two Directed Study classes to include explicit instruction in Social Skills. Specific students, including many with Asperger's Syndrome, were recommended to take part in the classes.
- Eleven Parent Workshops were held throughout the year including topics such as post-secondary services for individuals with disabilities, mental health, and understanding the evaluation process and Individual Education Program.
- Of the 48 seniors who graduated this year, 17 will be attending college, 21 are entering the workforce, six are attending a Technical School, three are going in to the military, and one will remain homebound due to a medical condition.
- Twenty- six seniors were found eligible for services through the Office of Vocation Rehabilitation.
- Fourteen students participated in the School to Work Program, with internships at TJ Maxx, Walmart, Belle Reeve, Milford Senior Care, Kost Tire and Auto, Drayer Physical Therapy, Calling All Angels, Good Shepherd Day Care, and Pike County Library. Students in the School to Work Program also had the opportunity to participate in one or more field trips/job tours to Pike County Correctional Facility, The Settler's Inn, St. Clair Graphics, Wayne Memorial Hospital, Pike County Humane Society, Price Chopper, Scranton/Wilkes-Barre Airport, Picture Perfect, Meyer the Florist, and Classic Clips.
- The Pike County Workforce Development Agency and the Pike County Transition Council sponsored Career/College night on May 21. Students and parents had

the opportunity to gather information and talk to colleges, technical schools, community colleges, and several branches of the military.

- A total of 31 students attended College field trips to Sussex Community College, Johnson College, and Northampton Community College.
- Representatives from Northampton Community College, Lackawanna College Lake Region, Sussex Community College, Empire Beauty School, and Hiram G. Andrews Center presented to students on the DV campus. A total of 108 students attended these presentations.
- Twelve students participated in an employment event sponsored by the Carbon Monroe Pike Employment Coalition called Discover Your Network. Students listened to presentations on self-advocacy, networking, and following dreams. Presenters were individuals with disabilities, agency/college representatives from the Human Resources Center, Inc., the Center for Independent Living, the Office of Vocational Rehabilitation, and East Stroudsburg University. The students then practiced their "elevator speeches" with local employers and agency representatives as a networking activity.
- Twelve students from Life Skills and Autistic Support class attended the Human Resource Center Open House in Lords Valley, PA. Students toured the facilities of the vocational training program and day program called Our Place Too.
- Speech Therapists took part in four webinars this year as a part of their continuing professional development. Topics included "Similarities and Variations in Stuttering Therapy", "Integrating Mobile Technology Tools into Evidence-Based Practices", "Managing Cluttering in the School-Aged Child" and "Research Update – Supporting Language Learning and Partner Instruction for Children Using AAC".
- Our IU-contracted Social Worker provided one-on-one counseling for 41 students in our Emotional Support programs. Thirty-one students also took part in group counseling.
- Our May 2014 Special Olympics event drew over 350 athletes from the area.
- The Special Olympics Swim-a-thon raised over \$4,000 for Area P Special Olympics.

- The High School Peer Buddies Club held nine after-school events this year and also took part in the Autism Vigil, Challenger Baseball, and the Autism Puzzle Piece sale during lunch periods in the month of April.



GIFTED EDUCATION

Student Enrollment

School	2013-14	2012-13	2011-12
DDPS	2	3	3
DDES	12	6	5
DVES	5	5	11
SES	10	11	7
DDMS	8	2	3
DVMS	18	18	10
DVHS	30	45	47
Total	85	90	86

Highlights:

- Students in the Elementary Schools receive two hours per week of Gifted Education. The program is thematically based and centered around students' interests and areas of giftedness. In addition, based on the needs of the students', teachers provide specially-designed instruction through extensions to the general education curriculum.
- Middle School students receive two class periods per week. Students conduct at least one individual, research-based project that is designed to include multiple content areas. The projects are presented periodically throughout the year. Based on students' Gifted IEPs, classroom teachers differentiate instruction to meet students' individual needs.
- High School students with Gifted IEPs have the ability to take Advanced, Dual Enrollment, and Advanced Placement classes. Within the general education curriculum, teachers provide specially-designed instruction through extensions to the curriculum in order to meet the unique needs of the learner.

Comprehensive Plan

Nancy Schoenleber, Administrator

The Delaware Valley School District Comprehensive Plan was approved by the Pennsylvania Department of Education in the spring of 2013 for implementation from July 1, 2013 through June 30, 2016. Per PDE the plan meets the requirements of Chapter 4: Academic Standards and Assessment; Chapter 12: Student Services; Chapter 16: Special Education for Gifted Students; and Chapter 49: Certification of Professional Personnel requirements. The district's Special Education Services and Programs component of the Comprehensive Plan had been previously approved, thus meeting the requirements of Chapter 14. The goals of the Comprehensive Plan are provided below.

Goal #1

To establish a district system that ensures that students who are academically at risk are identified early and are supported by a process that provides interventions based upon student needs and includes procedures for monitoring effectiveness

Goal #2

To establish a district system that ensures the use of curricula aligned to Common Core Standards and Keystone Exam anchors and eligible content across all schools for all students

Goal #3

To establish a district system that ensures the use of common, standards-aligned, summative assessments for every course in every core content discipline (English/language arts, math, science, and social studies); these assessments will be used to help ensure the consistent implementation of standards-aligned curricula and effective instructional practice across all these classrooms in every school in the district

Middle States Association of Colleges and Schools

A team from the Middle States Commission on Elementary and Secondary Schools will visit Delaware Valley next November 18-21. In preparation for the visit, the Middle States Steering Committee has met regularly to implement and analyze the components of the required self-study. Staff members, parents and students have completed surveys evaluating the district's adherence to the twelve Middle States Standards. In addition to the surveys, students in business classes have created posters and flyers to promote awareness of the goals and objectives of the DVSD Comprehensive Plan, which has been accepted by Middle States as a major component of re-accreditation. Finally, each school in the district has adopted "Mission Mondays," during which morning announcements begin with a reading of the district's mission statement.

Extended Day Program 2013-2014

Mark McElroy, Administrator

The Delaware Valley School District Alternative Education Program provides students that have been expelled an education focuses on getting them back on track and moving forward to a brighter future. Students placed in this program are given a chance to return to school or graduate while reducing delinquency and school failure.

Grade	Number of Students
7	1
8	3
9	4
10	1
11	2
12	7
Total	18

Number of Students Who:	
Spent Entire School Year in Program	0
Entered Program During School Year	12
Exited Program During School Year	14
Graduated from DV	7

All seniors eligible to graduate from DV did so.

Extended Day Program 2012-2013

Grade	Number of Students
9	9
10	9
11	7
12	4
Total	29

Number of Students Who:	
Spent Entire School Year in Program	14
Entered Program During School Year	25
Exited Program During School Year	7
Graduated from DV	3

All seniors eligible to graduate from DV did so.

Summer School

Mark McElroy, Administrator

Summer School 2014

Grade	Number of Students	Number of Courses Taken
6	1	1
7	4	8
8	8	10
9	23	30
10	3	4
11	5	9
12	6	8
Total	48	70

Summer School 2013

Grade	Number of Students	Number of Courses Taken
6	3	4
7	3	5
8	2	2
9	22	28
10	9	11
11	10	18
12	6	10
Total	55	78

In 2013 we changed the days of the Delaware Valley Summer School Program from Monday thru Friday from 9:00a.m. to 12:00 p.m. to Monday, Wednesday, Friday from 12:00 p.m. to 6:00 p.m. We also changed the tuition from 400 per course to \$200 per course. As a result enrollment increased from 26 students in 2012 to 55 students in 2013. Courses taken also increased from 25 in 2012 to 78 in 2013.

Athletics

Allen Holtzer, Director

Highlights:

- The football team won the AAAA Eastern Conference Championship by defeating Nazareth 35-28 All League selections were Luke Ritter, Lex Rosario, Matt Wagner, Jesse Fiess, Brendan Paulision, Austin Cernack and Zack Hines. All Regional selections were Luke Ritter, Lex Rosario and Matt Wagner.



- DV Boys Soccer Had the following players selected All-League 1st team- Abrar Shamim and 2nd team Tadhg Dowd, Willie Mullen and Matt Falkenberg.
- Our Girls' Volleyball team won its 4th consecutive District 2 Championship. Alyssa Kelly was named All-State, All-Region and All-League. Jessica Balcarcel was selected Defensive play of year as well as All-Region.
- Payton Padgett and Mike Bell set course records on the DV Cross Country course this year.
- The Field Hockey team finished 2nd at Districts. The following players were selected 1st team All-League: Grace Farrell, Hallie McClain, Eileen D'Auria and Marielle Cavallaro.



- In Golf, Dana Hunt finished in the top 40 girls in the state.

- The Boys Basketball team Had Joe Raniero and Shane Fowler named First All-League



- The Swimming and Diving teams had another outstanding season. The Boys' and Girls swim team won the district title as well as the Wyoming Valley Conference championship. The following Boys won District Championships: Sean Pruhoe, Fox Wihlborg, Collin Deans and Evan Guttman. The following Girls won District Championships: Aspen Narvarte, Stephanie Marcucci, Janel Llewellyn, and Denali Hutzelmann.



- The wrestling team won the Lackawanna League Division 1 championship for the 6th year in a row. They also finished 1st in LIAA individual championships with 3 champs. District 2 Champions were Jalen Palmer and Matt Wagner. Jalen Palmer finished 7th in the state tournament. 1st team All-League were Jalen Palmer, Frank Carrozza, Matt Wagner and Colin Irwin. All-Region selections were Jalen Palmer, Frank Carrozza and Matt Wagner. Jalen Palmer finished as the All-Time win leader at DV with 162.



- The Baseball team won the Lackawanna Division 2 championship and finished 2nd in the District. Matt Rivera and Joe Addvensky were named 1st team All-League and All—Regional.
- Andrew Neidig won the District 2 Individual Tennis Championship as well as setting the career win record of 70. Andrew and Carl Pallini were both named to the All-Regional
- The Varsity Boys' Lacrosse team won their 4th straight District Championship as well as winning the Wyoming Valley Conference Championship. Tristan Earle set the career assists record. Nick Pampalone set the single season scoring record.
- The softball team won the Lackawanna Division 2 championship. Nikki Cuccio was named first team all-state and Natalie Mickles was named honorable mention all-state. Nikki Cuccio was also named Player of Year for Division 2.



- The boys' track team won the District 2 championship for the first time as well as the League tournament team championship and the Jordan Relays. Kareem Payne and Cole Acoveno won District championships. 1st team all-league selections were: Kareem Payne, Cole Acoveno, Rian Fowler and Lex Rosario.
- Payton Padgett was an all-league selection for Girls' Track as well as a State Qualifier.

Fall Sports						
Sport	Participants		Record			Accomplishments
	Boys	Girls	Wins	Losses	Ties	
Fall Cheer		45				
Boys Cross Country	12		13	8		Mike Bell set a course record
Girls Cross Country		10	6	11		Payton Padgett set course record
Football	67		7	5		Eastern Conference Champions
Field Hockey		40	7	11	1	
Golf	10	1	4	6		Dana Hunt "Top 40 Girls" in state
Boys Soccer	37		8	8	2	
Girls Soccer	33	8	8	2		
Girls Tennis		26	5	10		
Girls Volleyball		29	18	2		District 2 Champs
Freshman Football	40		3	6	1	
Totals	199	159	76	63	3	Freshman record not included

DVMS

Sport	Participants		Record		
	Boys	Girls	Wins	Losses	Ties
Fall Cheer		19			
Boys Cross Country	5		4	16	
Girls Cross Country		7	5	13	
Football	40		3	6	
Field Hockey		23	6	5	3
Boys Soccer	24		4	7	2
Girls Soccer		31	1	7	2
Girls Tennis		9	0	7	
Girls Volleyball		17	10	8	
Totals	69	106	33	69	7

DDMS

Sport	Participants		Record		
	Boys	Girls	Wins	Losses	Ties
Fall Cheer		18			
Boys Cross Country	2				
Girls Cross Country		3			
Football	49		3	6	
Field Hockey		14	0	8	2
Boys Soccer	23		0	12	
Girls Soccer		23	5	4	1
Girls Tennis		7	0	5	
Girls Volleyball		15	10	1	1
Totals	74	80	18	36	4

Winter Sports						
Sport	Participants		Record			Accomplishments
	Boys	Girls	Wins	Losses	Ties	
Girls Basketball		13	4	17		
Boys Basketball	24		9	12		
Boys Swimming	27		15	0		WVC North Champs/ District 2 Champs
Girls Swimming		32	14	0		WVC North Champs/ District 2 Champs
Wrestling	43		12	6		LIAA Champs
Winter Cheer		21				
Competition Cheer		43				
Girls Freshman BB		10	3	12		
Boys Freshman BB	13		12	7		
Totals	107	119	54	35		Freshman records not included

DVMS

Sport	Participants		Record		
	Boys	Girls	Wins	Losses	Ties
Girls Basketball		24	5	8	
Boys Basketball	27		5	13	
Wrestling	20	2	6	16	
Winter Cheer		18			
Totals	47	44	16	37	

DDMS

Sport	Participants		Record		
	Boys	Girls	Wins	Losses	Ties
Girls Basketball		19	2	12	
Boys Basketball	27		9	5	
Wrestling	22		8	15	
Winter Cheer		18			
Totals	49	37	19	32	0

Spring Sports

Sport	Participants		Record			Accomplishments
	Boys	Girls	Wins	Losses	Ties	
Baseball	26		15	5		Division 2 Champions
Softball		30	13	8		Division 2 Champions
Boys Tennis	31		15	3		
Girls Track		43	2	4		
Boys Track	48		5	1		AAA District Champions
Boys Lacrosse	43		18	2		WVC Champions/ District Champions
Girls Lacrosse		47	15	6		WVC Champions
Boys Volleyball	22		1	12		
Totals	170	120	84	41		

DVMS

Sport	Participants		Record		
	Boys	Girls	Wins	Losses	Ties
Baseball	20		12	1	
Softball		22	2	13	
Boys Tennis	20		9	0	
Girls Track		30	4	4	
Boys Track	48		4	4	
Totals	88	52	31	22	

DDMS

Sport	Participants		Record		
	Boys	Girls	Wins	Losses	Ties
Baseball	20		4	8	
Softball		18	2	11	
Girls Track		32			
Boys Track	30				
Boys Tennis	10		9	0	
Totals	60	50	15	19	0

Totals

High School

Record	W	L	T	Pct.
Fall	76	63	3	0.611
Winter	54	35		0.663
Spring	84	41		0.675
Total	214	139	3	0.646

High School

Participation Totals		
	Boys	Girls
Fall	199	159
Winter	107	119
Spring	170	120
Total	476	398

DVMS

Participation Totals		
	Boys	Girls
Fall	69	106
Winter	47	44
Spring	88	52
Total	204	202

DDMS

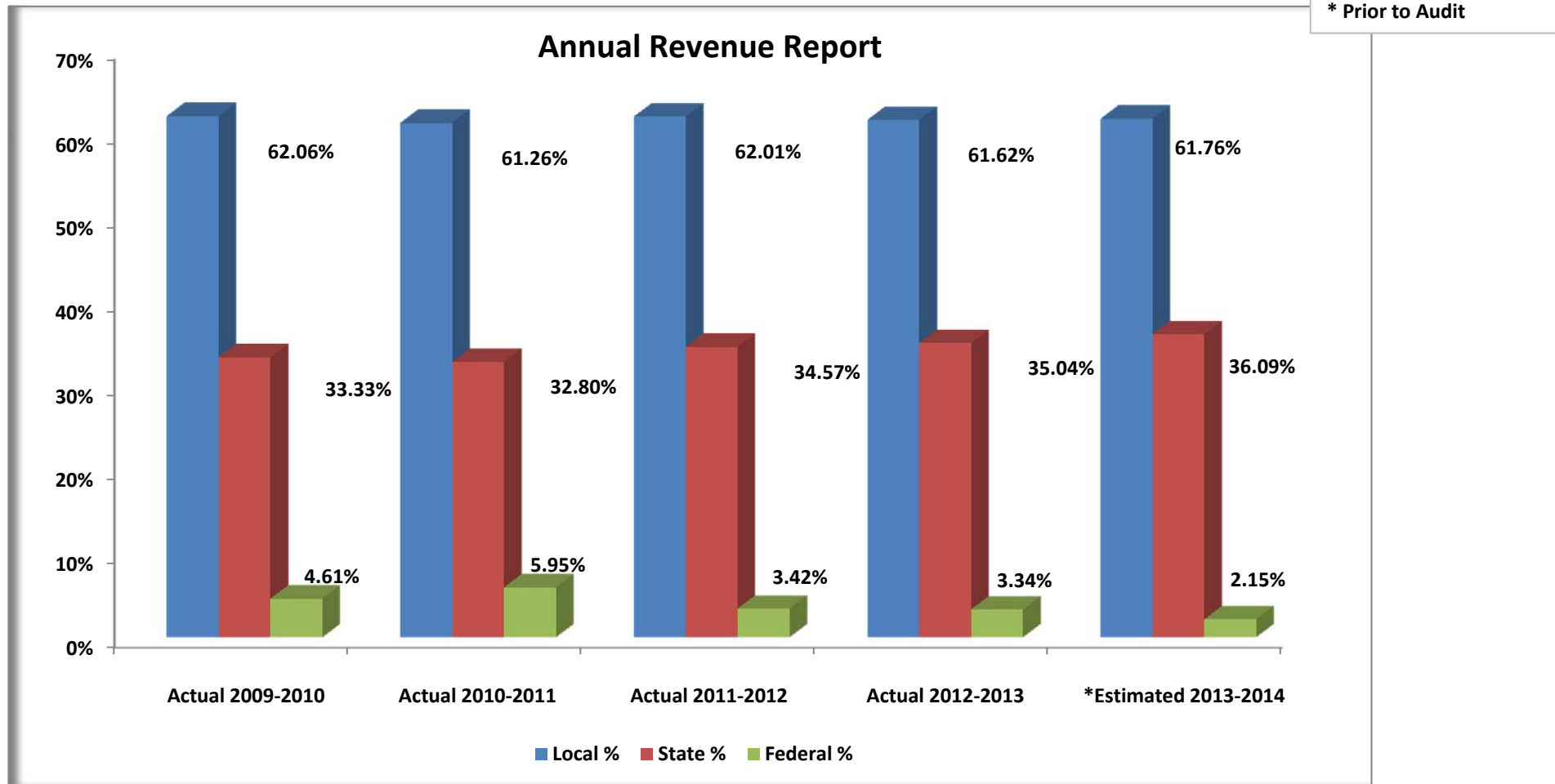
Participation Totals		
	Boys	Girls
Fall	74	80
Winter	49	37
Spring	60	50
Total	183	167

Participation Totals		
	Boys	Girls
High School	476	398
DVMS	204	202
DDMS	183	167
Total	863	767



Annual Revenue Report

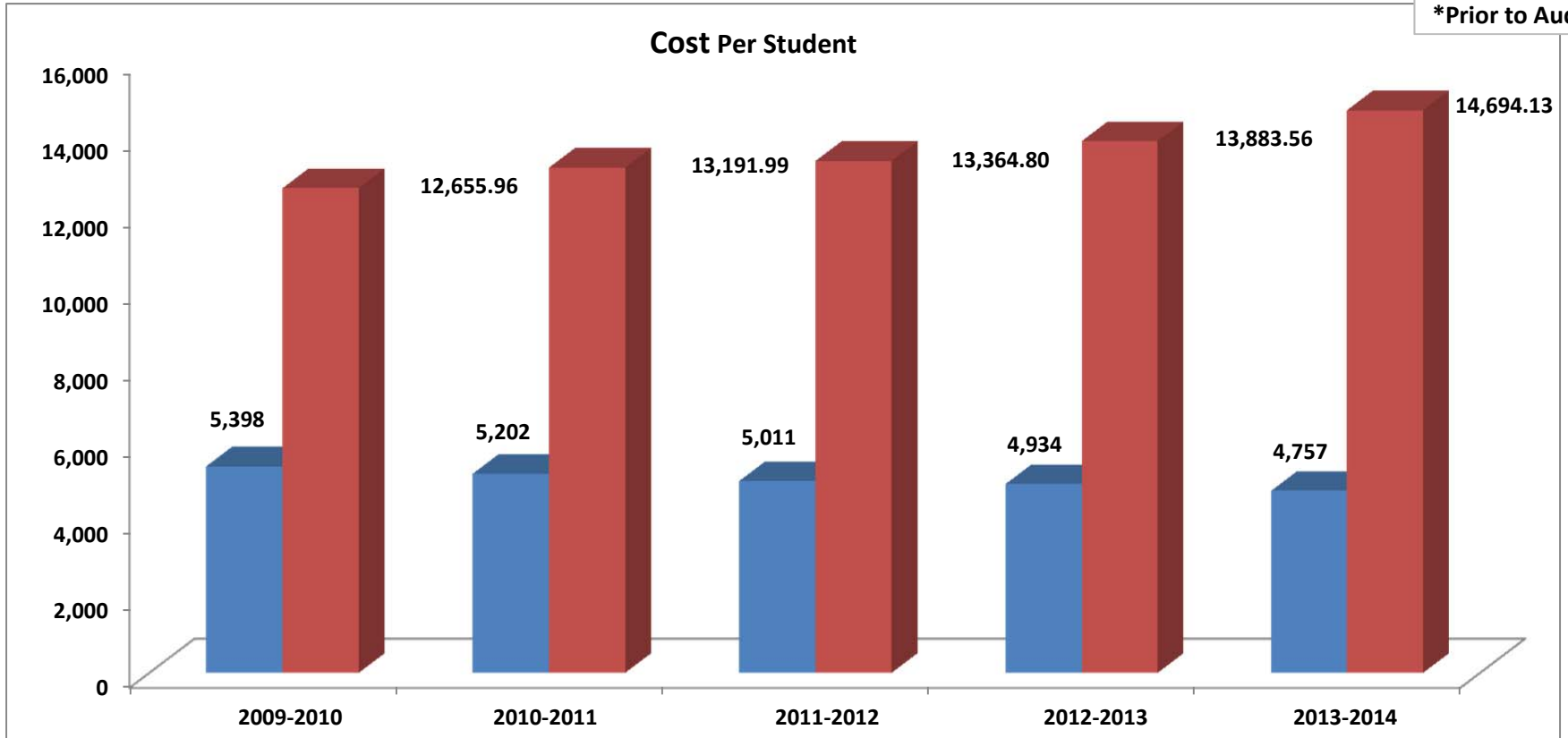
Revenues	Actual 2009-2010	Actual 2010-2011	Actual 2011-2012	Actual 2012-2013	*Estimated Actual 2013-2014
Local	43,411,719.79	42,747,607.52	42,561,696.12	42,750,390.43	43,850,000.00
State	23,312,798.69	22,888,265.45	23,729,154.96	24,310,153.06	25,625,000.00
Federal	3,225,557.87	4,149,579.46	2,349,218.66	2,313,807.16	1,525,000.00
Total	69,950,076.35	69,785,452.43	68,640,069.74	69,374,350.65	71,000,000.00



* Prior to Audit

Annual Expenditure Report

	Actual 2009-2010	Actual 2010-2011	Actual 2011-2012	Actual 2012-2013	*Estimated Actual 2013-2014
Total Expenditures	68,316,898.54	68,624,727.40	66,971,002.41	68,501,484.23	69,900,000.00
# of Students	5,398	5,202	5,011	4,934	4,757
Total Cost per Student	12,655.96	13,191.99	13,364.80	13,883.56	14,694.13
Increase per Student as a %		4.24%	1.31%	3.88%	5.84%
Excluding Retirement (PSERS) Increases		2.55%	.90%	1.93%	3.42%



*Prior to Audit

■ Cost per Student ■ # of Students

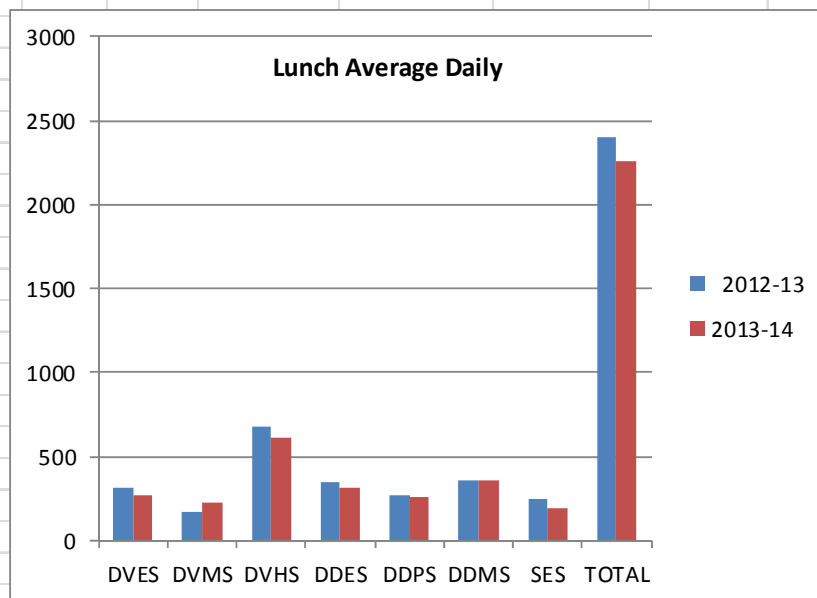
**FOOD SERVICE ANNUAL REPORT
2013-2014**

HIGHLIGHTS: Cafeteria Operation now receives an additional \$.06 per paid lunch in Federal funding by adhering to new Federal nutrition mandates by entering all our recipes, ingredient by ingredient and being validated by the PA Dept. of Education, Division of Food & Nutrition.

With the reduction in student lunch participation, the Board and Administration have agreed to enhance the cafeteria offerings, still within the nutritional guidelines, in an effort to increase student participation even though the food costs will be higher for 2014-2015.

	2012-13	2013-14	Difference	
Total # of Lunches served:	417,621	392,129	(25,492)	(6.10%)
* Note: There was a (3.85%) decrease in enrollment				

	LUNCHES	
	2012-13	2013-14
DVES	318	270
DVMS	167	228
DVHS	684	619
DDES	345	321
DDPS	269	259
DDMS	363	360
SES	254	197
TOTAL	2400	2254
Difference		-146



Health Services Ellen Orben, Chair

**Summary of screenings, physicals by school physician, office visits, staff visits,
medication administration per building:**

	DVHS	DVMS	DVES	SES	DDMS	DDES	DDPS	2013-14 Totals	2012-13 Totals
Dental exams	*	76	44	20	108	47	33	328	298
Referrals for follow-up	*	25	15	5	67	43	24	179	86
Completed Referrals	*	25	0	3	51	1	8	88	32
Vision exams	1622	525	535	470	667	555	582	4956	5299
Referrals for follow-up	221	62	52	54	188	148	76	801	712
Completed Referrals	42	15	27	39	172	62	37	394	365
Hearing screenings	342	169	434	314	213	175	568	2215	2361
Referrals for follow-up	2	2	9	4	5	1	5	28	47
Completed Referrals	0	2	4	2	3	0	5	16	11
Scoliosis screenings	*	330	*	*	421	*	*	751	602
Referrals for follow-up	*	2	*	*	14	*	*	16	7
Completed Referrals	*	2	*	*	12	*	*	14	7
Growth screenings *	1609	508	490	517	650	552	554	4880	5313
Physicals (sports & annual)	209	33	2	0	125	*	9	378	489
Referrals for follow-up	6	0	2	0	2	*	0	10	25
Completed Referrals	2	0	0	0	1	*	0	3	12
Student contacts – illness	5029	2402	2540	2754	3217	2195	3210	21347	21573

Student contacts - injury	585	305	1291	551	391	238	1028	4389	5251
Staff contacts	159	65	31	170	44	177	100	746	569
Students sent home	268	350	259	488	298	312	315	2290	2675
Medication administration	2425	3306	1062	1645	1749	1165	1480	12832	12888
Special Needs Admin.	1795	1134	410	369	724	452	395	5279	
Concussions	36	4	4	0	11	1	0	56	
Accident Reports	131	21	4	8	49	7	29	249	

*Not mandated

Select Chronic Conditions per District:

Chronic Condition	2013/2014	2012/2013
Asthma	427	519
ADD/ADHD	174	199
Seizure Disorder	40	52
Life Threatening Food Allergies	106	66
Diabetes Type 1	17	16

HIGHLIGHTS

- The strengths of this program are the consistent availability of nursing care to all students and an excellent health resource provided to students and parents.
- The school nurses organize and serve on the Crisis Response Team.
- Member of the Student Assistance Program (SAP); data collection for cases and attendance at meetings.
- All certified school nurses and licensed health room nurses are CPR and AED certified.
- All health related data is entered and stored in the Health Office software program for easy and accurate access of information.
- The nurses train certain faculty, staff and all bus drivers in the use of Epi-Pens.
- Educate staff annually of Universal Precautions.
- Involvement in the Wellness Committee to promote healthy lifestyles including: Walk At School Day, Apple Crunch Day, Sports Day, etc.
- Pre-school screenings (growth, hearing and vision) in collaboration with the local Head Start Agency to identify students that may need follow up with the appropriate medical professional.

- Organize and run two blood drives per year at the high school.
- Assist the local food bank with identifying families that need assistance and provide food basket at Thanksgiving and Christmas.
- Assist the local Elk's Lodge with identifying families that need clothing assistance. Local families are selected annually to participate in the Elk's Kmart shopping event.
- Organize a district wide coat drive every other year.
- Collaboration with the local Lion's Clubs to provide families financial assistance with vision exams and glasses for student that have failed their vision screenings and cannot afford to cover the costs.
- DVHS Teens Against Tobacco Use club advisor.
- DVMS nurse is on the Workplace Safety Committee which meets once a month.
- Staff wellness activities including "Biggest Loser Contest", annual flu vaccinations, bone density screenings.
- Provide students with the opportunity to receive low cost or free preventative dental care during the school day with the Mobile Dentist Program.
- Collaboration with the Biondo Foundation to choose needy children and their families to attend a dinner at Mt. Haven with Santa.
- Provide nursing service including screenings to the students at New Life Christian Day School.
- Ensure immunization compliance for all students.
- Provide monetary assistance to students for clothing, head lice medication, etc. to families in need through our Children's Health Fund.
- Junior SASA run by the DDMS nurse.
- Growth screening letters, including BMI %, mailed home to every parent.

Aquatics

Joseph Kusner, Supervisor

Highlights

- Improvements
 - Relocated air duct.
 - Replaced old 3 lane scoreboard with new 6 lane board.
 - Changed HVAC controls in pool area from pneumatic to digital.
 - Added new competition lane lines.
- Team Titles
 - Varsity Boys: District II Champions. 6th Title.
 - Varsity Girls: District II Champions. 1st Title.

Grade Four

Students from all three elementary schools received instruction in basic swimming skills and safety information.

- DDES – 186 Students
- DVES – 71 Students
- SES – 74 Students

DVMS Physical Education

Students in grades 6,7 & 8 received ten days of instruction.

DVHS Physical Education

Students in grades 9,10,11, & 12 received pool time based on availability.

Special Education

Students received pool time on Fridays during the school year.

DV-ACE

Three sessions of courses with a total of 102 courses offered.

Total of 4,188 participants.

Varsity Swimming & Diving

Teams completed the 26th season as a varsity program here at Delaware Valley.

- Boys Team – Fifth undefeated season, Sixth District II Championship. 30 team members.

<http://www.piaad2.org/index.php?topic=Swimming>

- District Results: - Champions 200 Medley Relay – Sean Prudhoe, Fox Wihlborg, Collin Deans, & Evan Gutman. 100 Butterfly & 500 Freestyle – Collin Deans.
<http://www.piaad2.org/docs/2014%20District%20II%20Swimming%20AAA%20Boys%20&%20Girls%20Championship%20Results.pdf>
- Girls Team – First undefeated season, First District II Championship. 32 team members.
<http://www.piaad2.org/index.php?topic=Swimming>
- District Results: - Champions 200 Medley & 200 Freestyle Relays – Janel Llewellyn, Aspen Narvarte, Stephanie Marcucci, Denali Hutzelmann. 50 & 100 Freestyle – Aspen Narvarte. 500 Freestyle – Janel Llewellyn. 100 Backstroke – Denali Hutzelmann. 100 Breaststroke – Stephanie Marcucci.
<http://www.piaad2.org/docs/2014%20District%20II%20Swimming%20AAA%20Boys%20&%20Girls%20Championship%20Results.pdf>

Age Group Swim Team

- League Records: - Boys 10 & under 50 Butterfly & 50 Backstroke - Steven Schermerhorn
<http://nepagsl.com/>
- League Champions: - Boys 10&under 100 IM & 50 Backstroke – Steven Schermerhorn, Boys 12&under 100 IM, 50 Freestyle, & 50 Breaststroke – Justin Romeo. Boys 14&under 100 Butterfly – Adam Sandonato.
http://nepagsl.com/pdf/champs/Boy_Champ_2014.pdf
- Girls 10&under 50 Breaststroke – Jordan O’Connor.
http://nepagsl.com/pdf/champs/Girl_Champ_2014.pdf
- 131 Team Members.

DELAWARE VALLEY SCHOOL DISTRICT

ANNUAL REPORT

2013-2014

"Doing What We Do Best"

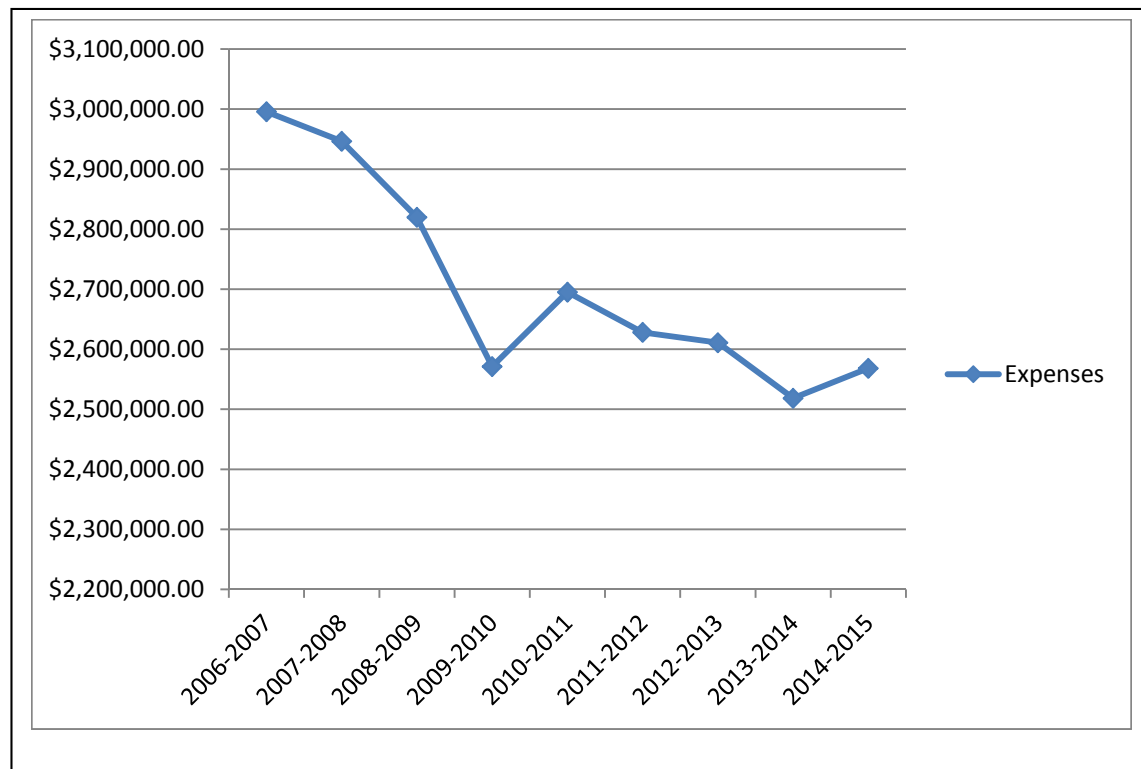


Facilities

Marvin Eversdyke, Director

This Cost Trend Analysis Chart depicts costs since 2006:

06-07	\$2,995,591.80
07-08	\$2,946,439.10
08-09	\$2,819,679.72
09-10	\$2,571,232.01
10-11	\$2,695,104.75
11-12	\$2,628,161.53
12-13	\$2,610,910.00
13-14	\$2,518,482.00
14-15	\$2,568,300.00

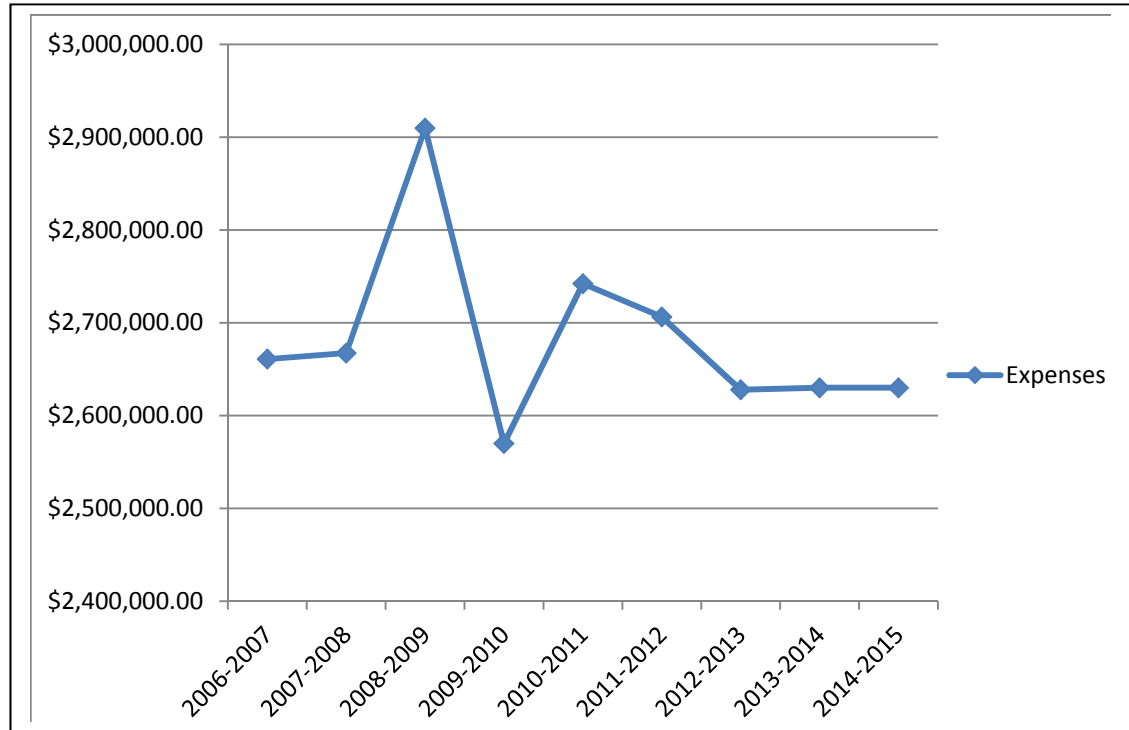


- 2014-2015 Cost of Operations reflects change in accounting of Food Service and higher energy costs
- \$4.6 M CAPEX Plan Approved and Implemented for Summer
- No Personnel count changes
- 4652 Work Requests Orders Assigned
- 1050 Preventative Maintenance Work Orders Assigned
- Energy Costs increases
- New DVES Project moving forward
- On-going training
 - Safety
 - Domestic Water
 - Wastewater Treatment
 - Locksmiths
 - Pesticide Use
- Cost per Student \$536.08

Transportation Marvin Eversdyke, Director

The Cost Trend Analysis Chart below depicts operation costs since 2006

06-07	\$2,660,956.99
07-08	\$2,667,382.55
08-09	\$2,909,692.89
09-10	\$2,569,943.83
10-11	\$2,742,217.11
11-12	\$2,706,380.88
12-13	\$2,627,832.00
13-14	\$2,630,037.00
14-15	\$2,630,037.00



2008-2009 increase reflects fuel escalation of \$80,000 and incremental CAPEX spending for Vehicles of \$90,000

Contractor – Rohrer Bus Services

- 56 Drivers
- 723,434 Home-to-School, Activities & Athletic Miles Traveled
- 1303 Activity and Athletic Trips
- \$3.05 Cost per Mile
- Ridership 70% of Rostered Students (4402)
- \$501.50 Cost per Student

Contractor Operated Bus Services

DV High School/Middle School	31 Runs	1944 Pupils Rostered
Dingmans Middle School	10 Runs	633 Pupils Rostered
Dingmans Elementary & Primary	16 Runs	1007 Pupils Rostered
Shohola Elementary School	8 Runs	428 Pupils Rostered
DV Elementary School	7 Runs	390 Pupils Rostered

District Operated Bus Services

- 15 Drivers
- 320,239 Home-to-School Miles
- \$2.64 cost per mile
- Zero Chargeable Accidents
- \$4002.89 Maintenance per Vehicle
- 2846.03 Cost per Student

DV High School/Middle School	6 Runs	114 Pupils Rostered
Dingmans Middle School	2 Runs	16 Pupils Rostered
Dingmans Elementary & Primary	2 Runs	26 Pupils Rostered
Shohola Elementary School	4 Runs	21 Pupils Rostered
DV Elementary School	3 Runs	93 Pupils Rostered
CDD	3 Runs	23 Pupils Rostered
Partial Placements	3 Runs	4 Pupils Rostered

Other Services Provided

- Food Distribution
- HOSA Transportation to Hospitals
- Early Childhood Transportation
- Transportation for Job Training
- Sports Teams Shuttles

Transportation – Athletic & Field Trips plus Alternative Education

	2013-2014	2012-2013
Number of Athletic Trips	67	43
Number of Field Trips	351	249
Number of Alternative Ed Runs	2 (2 DV Runs)	4 (3 DV & 1 Rohrer)
Number of Alt Ed Students Transported	8	15

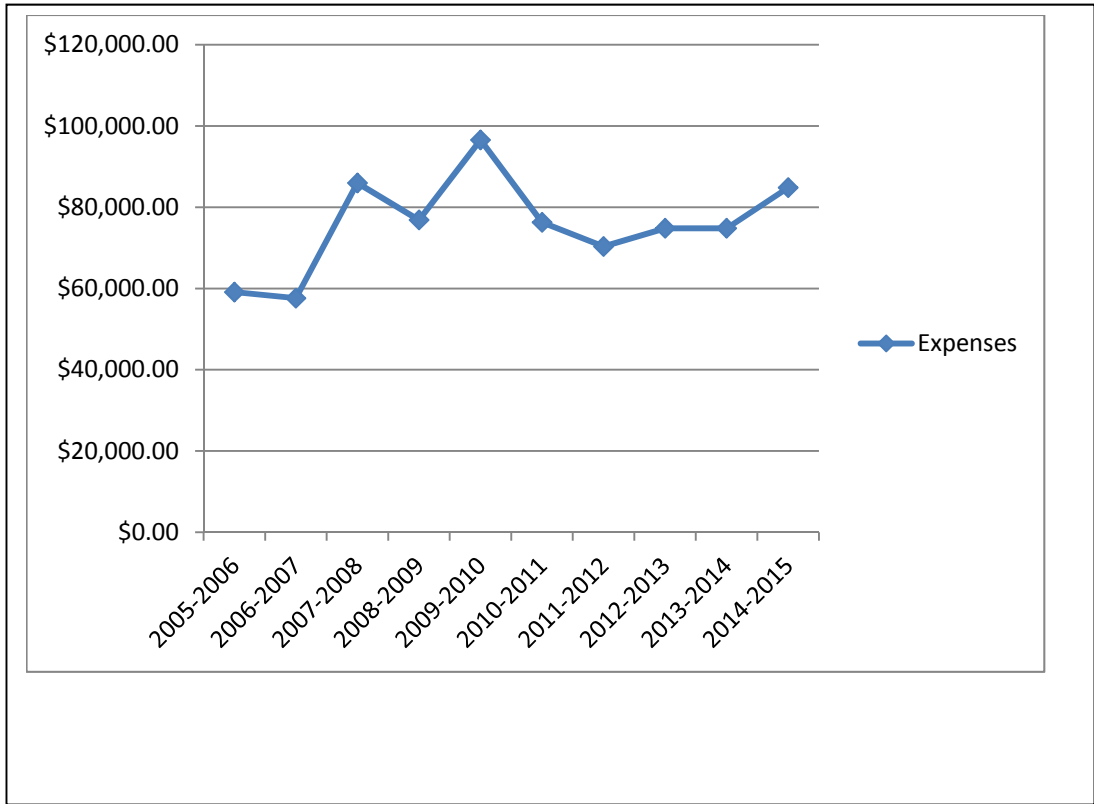
Transportation Department

- Training – CDL, Monthly Driver Safety Meetings
- New Locations added 2013-2014 – Pleasant Valley High School
- One Mini Bus replaced

School Police & Security

Mark Moglia, Chief

School Year	Expenses
05-06	\$59,109.53
06-07	\$57,620.10
07-08	\$85,964.73
08-09	\$76,850.33
09-10	\$96,566.96
10-11	\$76,273.58
11-12	\$70,326.40
12-13	\$74,800.00
13-14	\$74,800.00
14-15	\$84,800.00



Cost per student (4850) = \$17.48

2014-2015 Reflects reclass of Insurance of \$10,000

	2013/2014	2012/2013
Total Persons Charged for offenses	86	74
Parent Conferences	167	124
Student Mediations	278	111
Calls For Service	1,511	1,302
SES	18	22
DVES	10	23
DDPS	14	24
DDES	19	21
DDMS	34	41
DVMS	52	35
DVHS	1065	849
ADMIN	299	287

Classroom Presentations: 534

(Moglia-342, Gaughan 70, Santiago 122)

Offenses 2013/04	Reported	Resolved
Drugs	9	9
Theft	8	7
Disorderly Conduct	10	10
Criminal Mischief	1	1
Simple Assault	1	1
Underage for Alcohol	1	1
Weapons	1	1
Harassment	17	17
Fighting	7	7
Tobacco	14	14
Truancy	40	40
Sex Crimes	2	2
False Alarms	2	2
Threats	1	1
Trespassing	1	1
Total	115	114

Offenses 2012-2013	Reported	Resolved
Drugs	9	9
Theft	6	3
Disorderly Conduct	7	7
Criminal Mischief	2	1
Simple Assault	2	2
Underage for Alcohol	4	4
Weapons	4	4
Harassment	16	16
Fighting	4	4
Tobacco	15	15
Truancy	36	36
Sex Crimes	2	2
Public Drunkenness	2	2
Forgery	1	1
Threats	2	2
Trespassing	1	1
Total	113	109

Classroom Presentation Breakdown:

Elementary Schools. 90 Lessons.

- DARE at DVES, DDES and SES.
- Bullying at DVES.
- Kindergarten Safety at DVES.

High School. 279 Lessons.

- Class Meetings for each grade level.
- Too Good for Drugs and Violence for 9th Grade.
- "Survival 101" Seatbelt class for Drivers Ed
- Internet Safety.
- Guest Speaker for AP Government and Sociology classes.
- Bullying.
- OTC/Prescription Drug Abuse.
- Career Day

Middle Schools. 140 Lessons

- DARE at DVMS and DDMS
- Internet Safety.

Administrative: 13 Lessons.

- Intruder Training for Staff.
- Internet Safety for Staff.
- Drug Awareness Seminar.

Technology

Dr. Gina Vives, Director

- Shohola Elementary School was set up with a Multipoint Server system. This lowers the initial purchase price of hardware and reduces maintenance and electric costs per station. Each classroom was outfitted with five work stations. One lab was configured with 28 stations and the larger lab was configured with 30 stations.
- A new lab was installed in each middle school utilizing the Multipoint Server system for the new seventh grade Computer Literacy /Career and Leadership course.
- Twenty Administrative iPads were configured, tested, and deployed to assist the administrators with the new teacher evaluation online tool.
- A cart of 30 Kindles was purchased, configured, and tested for the High School.
- The Lunch Box electronic cafeteria system was upgraded with improved point of sale devices. A complete food service software was implemented, including My School Bucks, enabling enhanced ability to receive online payments.
- Seven hundred and seventy-five new laptops were configured, tested, and deployed to replace aging laptops in the DVHS.
- One hundred and ninety iPads were configured and distributed district wide.
- One hundred Smart Boards were configured and installed to equip all elementary classrooms with the latest technology.
- The existing wireless infrastructure was upgraded district wide. The new infrastructure has assisted in creating a network with superior speed and quality of service.
- A Wireless Visitor Network was setup, tested, and implemented.
- One hundred new computers were configured, tested, and placed for all administrators, guidance counselors, secretaries and nurses.

- Additional computers were installed in CTE, and in Special Education classrooms at the secondary level.
- A total of 30 Kinder Morgan Grant iPads were setup and configured for DDPS, SES, DVES, DDES, DVMS, and DDMS.
- Four carts of 30 laptops each were setup and configured for the math/science Block Programs in the High School.
- Laptops and printers were setup, configured with required the software, and tested for each Delaware Valley Cyber Academy (DVCA) student. The students' Connections Learning IDs were coordinated with district IDs. A DVCA Help Desk was implemented and manned to support all DVCA students.
- My Big Campus was implemented, which allows teachers to add educational YouTube Videos to their personal drive online, for ease of access for instructional purposes.
- The upgrade/deployment of Windows 7, Office 2010 and phase out of Windows XP, Office 2003/2007 was completed.
- A total of 2,536 service requests were completed.
- Multiple servers were decommissioned as follows:
 - email
 - internet access
 - web filter
 - network storage
 - Windows software update
 - file backup
 - Schools Interoperability Agent (SIF)
 - Mac Lab management
- Installed the following servers and upgrades:
 - storage server for backup expansion
 - Domain Name System (DNS)
 - Windows Software updates
 - Exchange 2010 upgrades
 - ongoing upgrades to Power School and Power School state reports
 - upgraded DVES computers to Windows 7

Hardware Distribution by Building
Primary/Elementary Buildings

DVES	
Hardware Type	Total
Desktops	182
Multipoint	51
iPads	34
iPods	3
Laptops	57
Printers	8
Printer/Scanners	1
Color Image Scanner	1
Smart Boards	5
Smart Response Systems	2
Smart Table	1
Access Points	3

SES	
Hardware Type	Total
Desktops	89
Multipoint	224
iPads	61
iPods	3
Laptops	42
Netbooks	1
Printers	9
Printer/Scanner	1
Color Image Scanner	1
Polycom Unit	1
Smart Boards	32
Access Points	13

DDES	
Hardware Type	Total
Desktops	95
Multipoint	218
iPads	30
iPods	5
Laptops	59
Netbooks	1
Printers	8
Printer/Scanner	1
Color Image Scanner	1
Smart Boards	39
Smart Table	1
Access Points	11

DDPS	
Hardware Type	Total
Desktops	86
Multipoint	191
iPads	36
iPods	3
Netbooks	1
Color Image Scanner	1
Printers	8
Printer/Scanner	1
Smart Boards	39
Smart Table	1
Access Points	10

Hardware Distribution by Building

Middle/High School & District Office

DDMS	
Hardware Type	Total
Desktops	97
Multipoint	55
Tech Ed Workstations	31
iPads	30
iPods	2
Laptops	40
Netbooks	124
Printers	16
Printer/Scanner	1
Color Image Scanner	1
Scanner	1
Polycom Unit	1
Smart Response Systems	2
Smart Boards	33
Access Points	15

DVMS	
Hardware Type	Total
Desktops	106
Multipoint	45
Tech Ed Workstations	30
iPads	53
iPods	41
Laptops	30
Netbooks	35
Printers	12
Printer/Scanner	1
Color Image Scanner	1
Smart Response Systems	2
Smart Boards	20
Access Points	10

DVHS	
Hardware Type	Total
Desktops	390
Engineering/ CADD/ Computer Programming Workstations	54
iPads	110
iPods	9
MacBooks	11
iMacs	25
Laptops	745
Netbooks	80
Plotters	3
Printers	50
Printer/Scanner	1
3D Printer	1
Color Image Scanners	2
PolyCom Unit	1

District Office	
Hardware Type	Total
Desktops	16
Laptops	24
iPads	2
iPods	4
Polycom Unit	1
Printers	3
Access Points	2

Smart Boards	98
Smart Response Systems	2
Access Points	33

Summary of Hardware Distribution

District	
Hardware Type	Total
Desktops	980
Multipoint	784
Engineering/ CADD/ Computer Programming Workstations	54
Tech Ed Workstations	61
iPads	356
iPods	70
Laptops	997
MacBooks	11
iMacs	25
Netbooks	242
Plotters	3
Printers	114
Printer/Scanners	7
3D Printer	1
Scanner	1
PolyCom Units	4
Smart Response Systems	8
Smart Boards	266
Smart Tables	3
Color Image Scanners	8
Access Points	97

DV-ACE (Adult and Continuing Education)

Mark McElroy, Administrator

DV-ACE is designed to support the Delaware Valley School District's mission by encouraging the community to strive for personal excellence and lifelong learning beyond the classroom.

The Delaware Valley School District understands the positive impact of providing education opportunities for the entire community. DV-ACE positively responds to the needs of our community by offering a variety of programs and resources for adults and children.

DV-ACE is committed to the positive impact of lifelong learning.

DV-ACE Courses	Enrollment 2013-2014	Enrollment 2012-2013
GED Examination	--	5
AARP	77	25
Driver's Training/Behind the Wheel	12	13
Computer Classes	15	26
Lifeguard Certification	17	16
Lifeguard and CPR Recertification	22	15
Dance Classes	21	53
Sewing Classes	22	27
Drama Classes	36	18
Crochet and Knit	3	13
Volleyball	33	30
Golf	4	5
Tennis for Kids	26	19
Zumba	24	14
Yoga	22	13
Childrens Music Class	8	30
Children's Swimming Classes	438	519
Adaptive Swim	9	10
Early Morning Swim	124	128
Adult Beginner Swim	16	26
Community Swims	3,099	3,410
Rusty Hinges	73	84
Water Aerobics	70	78
Scuba	10	--
Competitive Swim	21	22
Age Group Swim	131	153
Summer Camp	197	178
Total Students	4530	4930

DV FOUNDATION Christopher Lordi, President

Propelled by the generous support of our donors and philanthropic leaders, the DV Foundation, faculty and students impact society and lives every year.

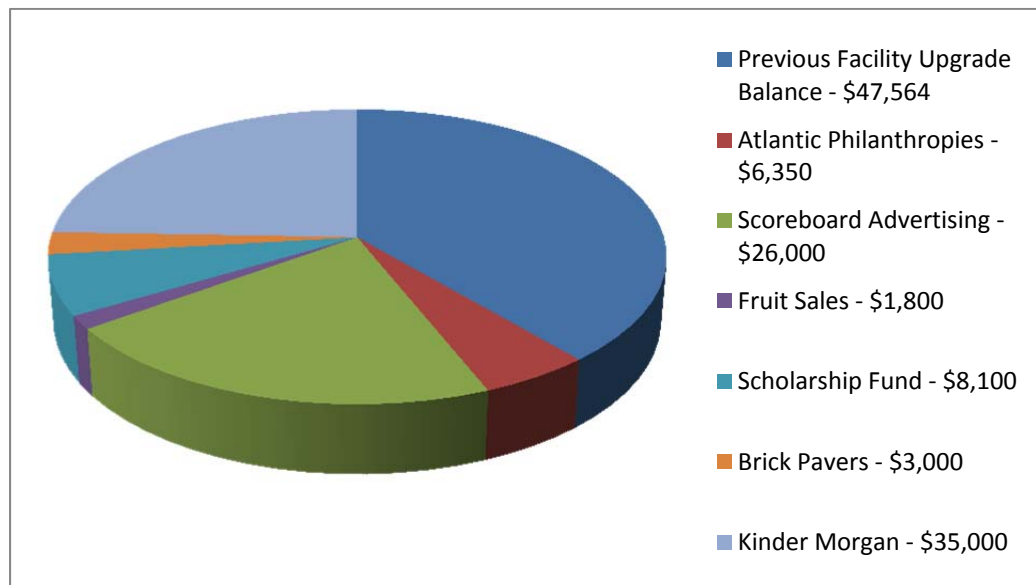
The DV Foundation enjoyed another successful fundraising year in 2013-2014. Thanks to the generosity of our staff, local businesses, alumni and friends, the Foundation is stronger than ever. In the fiscal year 2013, the Foundation raised nearly \$46,700, an increase of \$5,700 from last year. We are extremely grateful for our alumni, friends, faculty and businesses who have actively participated in this remarkable achievement.

This past year, the Foundation was able to provide three \$1,500 scholarships to graduating seniors, Anna Chamberlin, Luke Ritter and Eric Winkler. This money was raised through the annual golf outing which the Foundation holds yearly in June.

The Foundation was able to raise \$26,000 in advertising revenue on the stadium scoreboard located in the Warrior Stadium and paid the second of five installment payments back to the DV Board of Education.

Finally, the Foundation was successful in helping raise funds for the high school Science, Technology, Engineering, and Mathematics (STEM) team and Scholastic Bowl team. This money was used to travel to competitions and compete at the national level. The money, donations provided by local businesses and the Atlantic Philanthropies, will also be used to support the Model United Nations Club, the history department, and enhance technology within the high school. Lastly, Kinder Morgan also kindly donated \$2,500 each to DVMS, DDES, DDMS and SES while DDPS received \$4,075 for new iPads.

The pie chart shows 2013-2014 revenue for the DV Foundation.



Staffing Information

	<u>2009-10</u>	<u>2010-11</u>	<u>2011-12</u>	<u>2012-13</u>	<u>2013-14</u>
Professional Staff	406	397	382	379	373
Support Staff	250	236	236	243	241
Administration	19	19	19	20	20
Supervision	5	5	5	5	5
TOTALS	680	657	642	647	639